

**TATA HOUSING**

Phase 1B : PRM/KA/RERA/1250/303/PR/110825/007989  
Phase 1C : PRM/KA/RERA/1250/303/PR/110825/007990  
MORE DETAILS : [WWW.RERA.KARNATAKA.GOV.IN](http://WWW.RERA.KARNATAKA.GOV.IN)



**VARNAM**  
PHASE-1  
APARTMENTS | ROW HOUSES | TOWN HOUSES

---

**PRESENTING PREMIUM APARTMENTS**  
PART OF 135+ ACRE CARNATICA TOWNSHIP



Artistic Impression



Artistic Impression

# Master Plan: Apartments





## LEGEND

1. ENTRY / EXIT
2. Pavilion with seating
3. Yoga lawn
4. Musical garden
5. Kid's play 3-6 years
6. Giant chess
7. Ludo
8. Snake and ladder
9. Hopscotch
10. Multipurpose court (Tennis / Basket ball)
11. Rock climbing
12. Net climbing
13. Cricket net practice
14. Cycle parking
15. Volleyball court
16. Swimming pool & Kid's pool
17. Kid's play 6-10 years
18. Tree plaza
19. Amphitheater
20. Pet park
21. Elder's gym
22. Reflexology pathway
23. Pickle ball court
24. Kitchen / Community Garden
25. Dribble court
26. Tot-lot play area
27. Outdoor seating
28. Green belt
29. Walking trail
30. Entry feature with seaters
31. Visitors car parking
32. Outdoor gym

## Club House Amenities

### Clubhouse 1

1. Launderette Room (Provision)
2. Convenience Store (Provision)
3. Salon
4. Indoor Games Arena
5. Indoor Kids Play Area
6. Badminton Court
7. Mini Theatre
8. Snooker, Pool Table, TT, Foos Ball

### Clubhouse 2

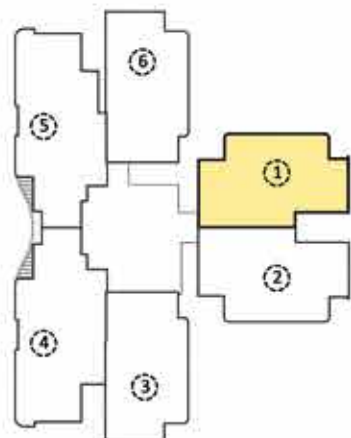
1. Café (Provision)
2. Banquet Halls
3. Swimming Pool with Kids Pool
4. Gymnasium
5. Yoga Room
6. Aerobics
7. Open to Sky Party Terrace



# Tower

24

Series-1



Cluster Plan



Key Plan



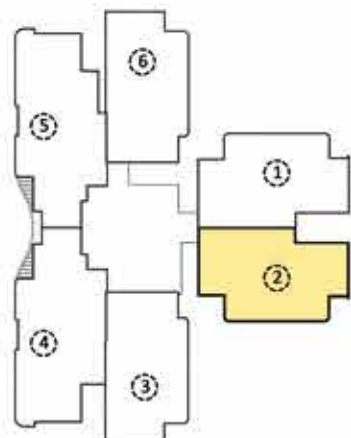
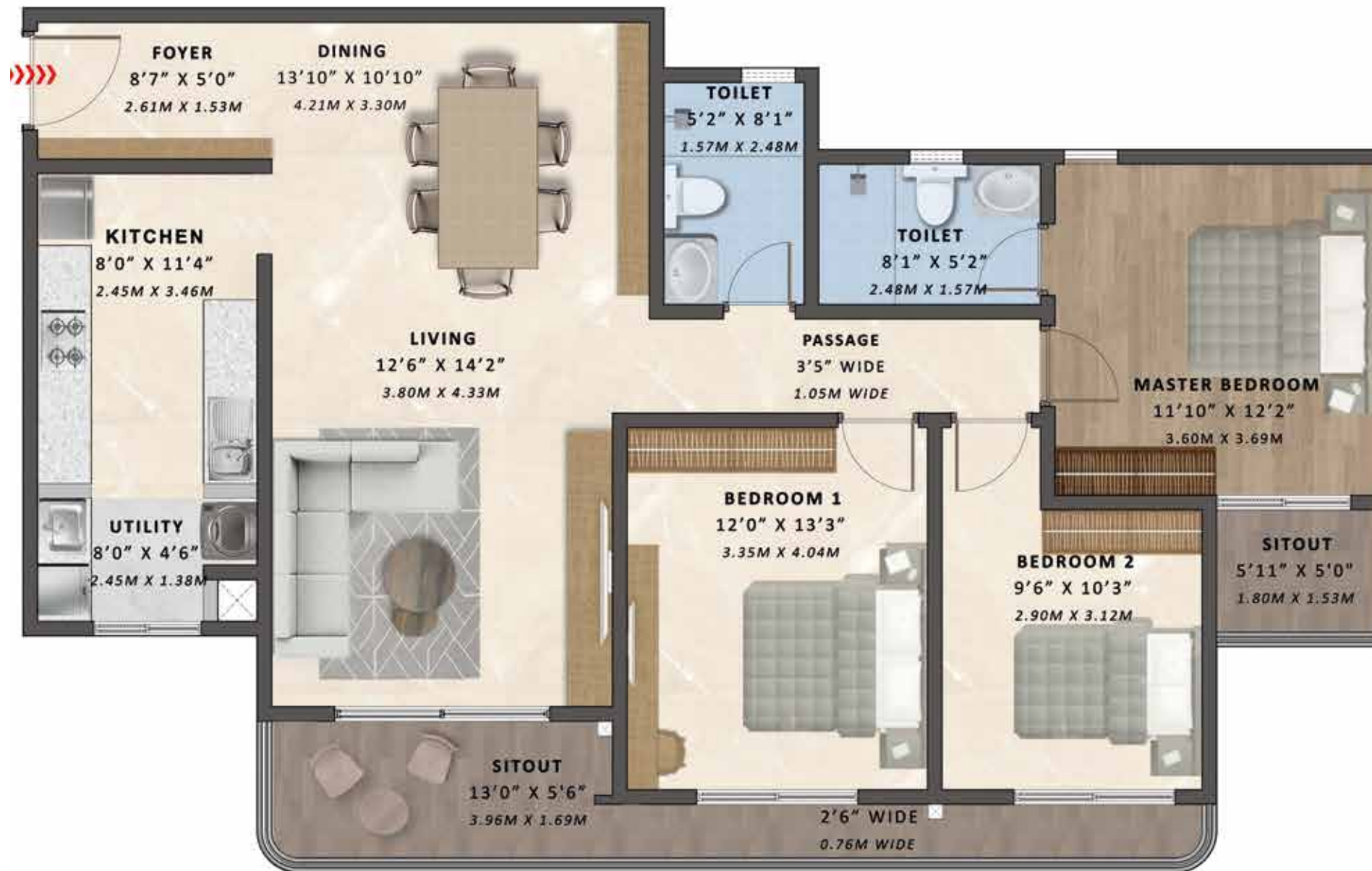
UNIT NUMBERS	UNIT TYPOLOGY	RERA CARPET (Sq.ft./Sq.m.)	EXCLUSIVE SITOUT (Sq.ft./Sq.m.)	EXCLUSIVE UTILITY (Sq.ft./Sq.m.)	TOTAL USABLE AREA (Sq.ft./Sq.m.)
001 / 101 / 201 / 301 / 401 / 501 / 601 / 701 / 801 / 901 / 1001 / 1101 / 1201	3BHK+2T	1063 / 98.7	153 / 14.2	32 / 2.9	1248 / 115.8



# Tower

24

Series-2



Cluster Plan

Key Plan



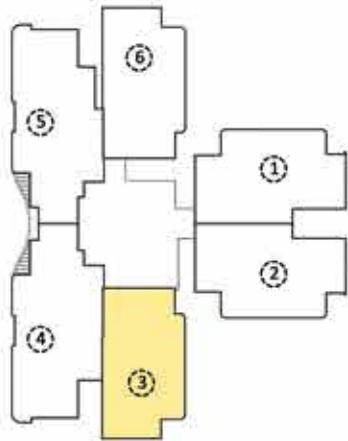
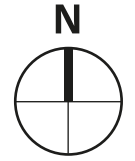
UNIT NUMBERS	UNIT TYPOLOGY	RERA CARPET (Sq.ft./Sq.m.)	EXCLUSIVE SITOUT (Sq.ft./Sq.m.)	EXCLUSIVE UTILITY (Sq.ft./Sq.m.)	TOTAL USABLE AREA (Sq.ft./Sq.m.)
002 / 102 / 202 / 302 / 402 / 502 / 602 / 702 / 802 / 902 / 1002 / 1102 / 1202	3BHK+2T	1063 / 98.7	153 / 14.2	32 / 2.9	1248 / 115.8



# Tower

24

Series-3



Cluster Plan



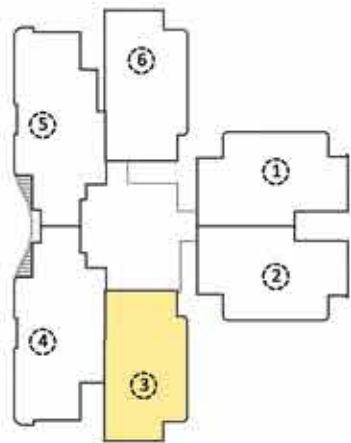
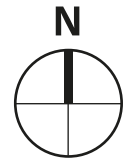
Key Plan



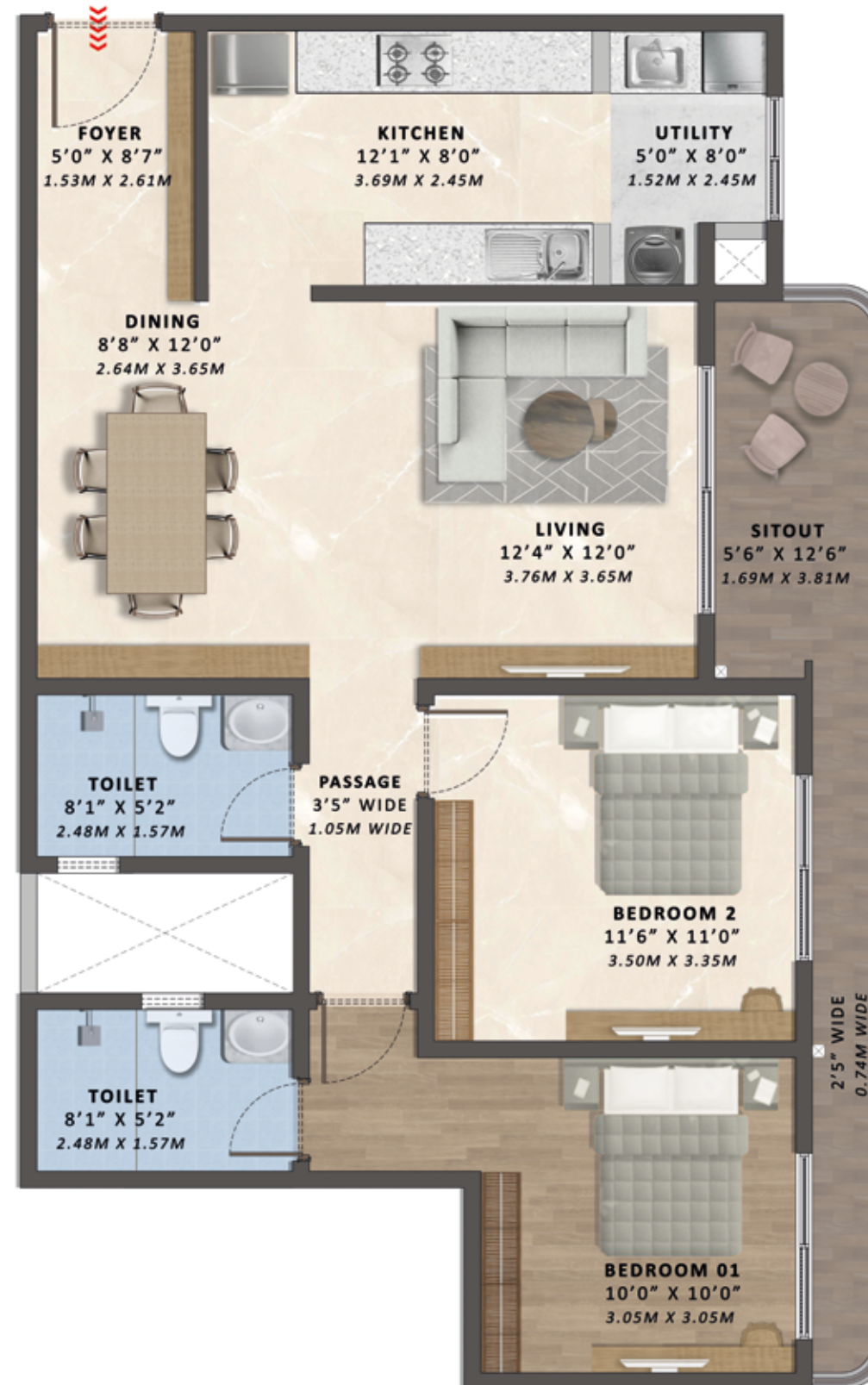
UNIT NUMBERS	UNIT TYPOLOGY	RERA CARPET (Sq.ft./Sq.m.)	EXCLUSIVE SITOUT (Sq.ft./Sq.m.)	EXCLUSIVE UTILITY (Sq.ft./Sq.m.)	TOTAL USABLE AREA (Sq.ft./Sq.m.)
203 / 303 / 403 / 503 / 603 / 703 / 803 / 903 / 1003 / 1103 / 1203	3BHK+2T	992 / 92.1	149 / 13.8	36 / 3.3	1177 / 109.2



# Tower 24 Series-3



Cluster Plan



Key Plan

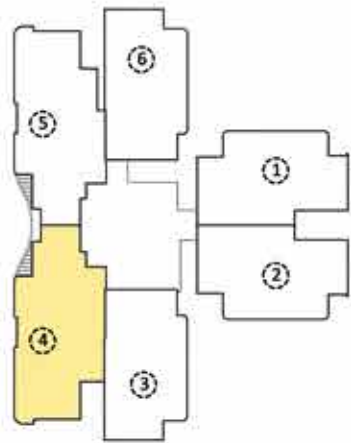
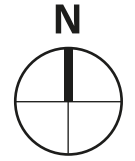


UNIT NUMBERS	UNIT TYPOLOGY	RERA CARPET (Sq.ft./Sq.m.)	EXCLUSIVE SITOUT (Sq.ft./Sq.m.)	EXCLUSIVE UTILITY (Sq.ft./Sq.m.)	TOTAL USABLE AREA (Sq.ft./Sq.m.)
103	2BHK+2T	810 / 75.2	120 / 11.1	36 / 3.3	966 / 89.6

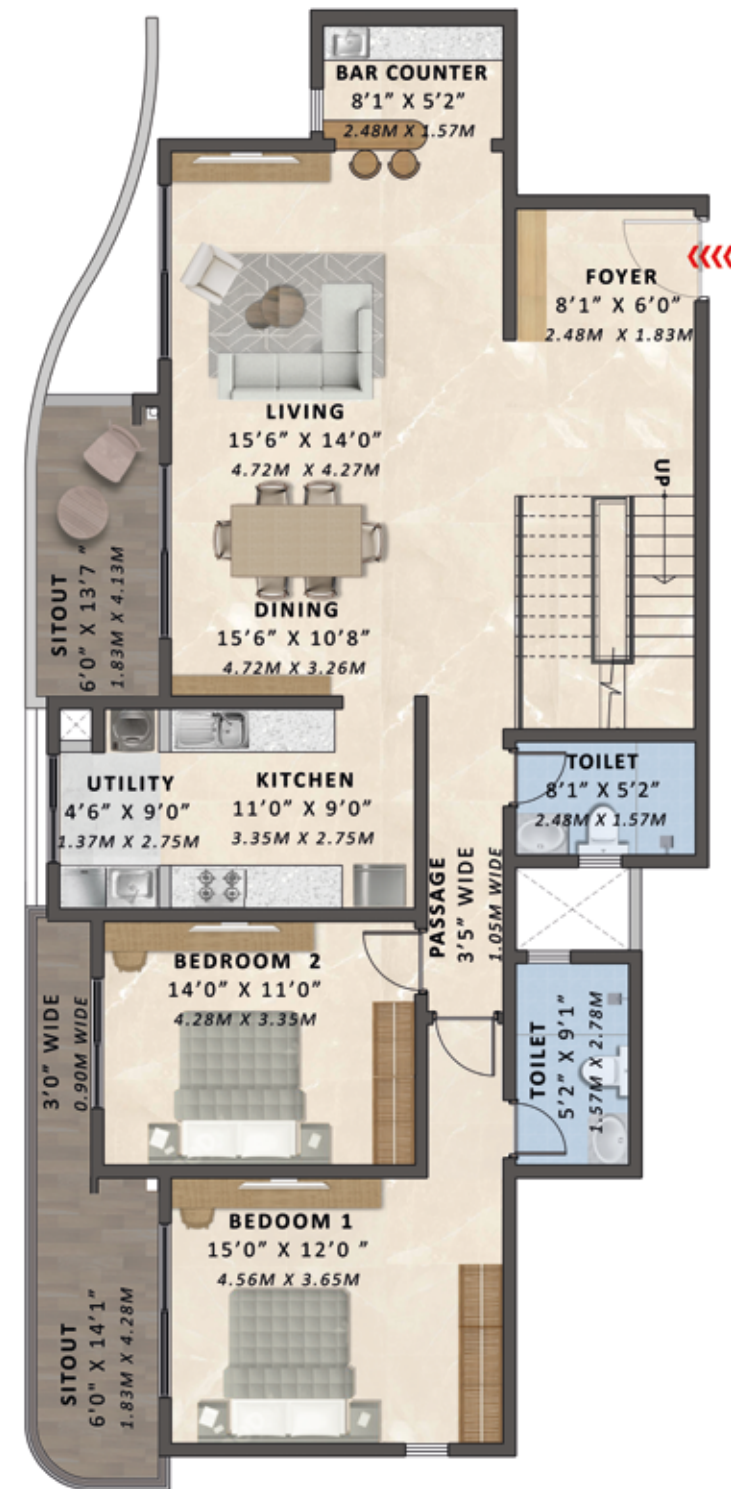


# Tower 24 Series-4

## LOWER DUPLEX



Cluster Plan



Key Plan



UNIT NUMBERS	UNIT TYPOLOGY	RERA CARPET (Sq.ft./Sq.m.)	EXCLUSIVE SITOUT (Sq.ft./Sq.m.)	EXCLUSIVE UTILITY (Sq.ft./Sq.m.)	TOTAL USABLE AREA (Sq.ft./Sq.m.)
11 <sup>TH</sup> FLOOR - 1104	DUPLEX 5BHK+5T	2557 / 237.5	390 / 36.2	36 / 3.3	2983 / 277

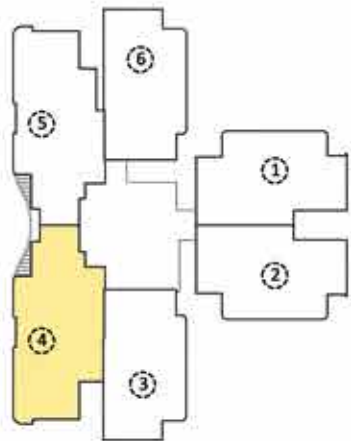
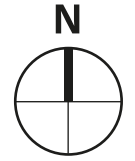


# Tower

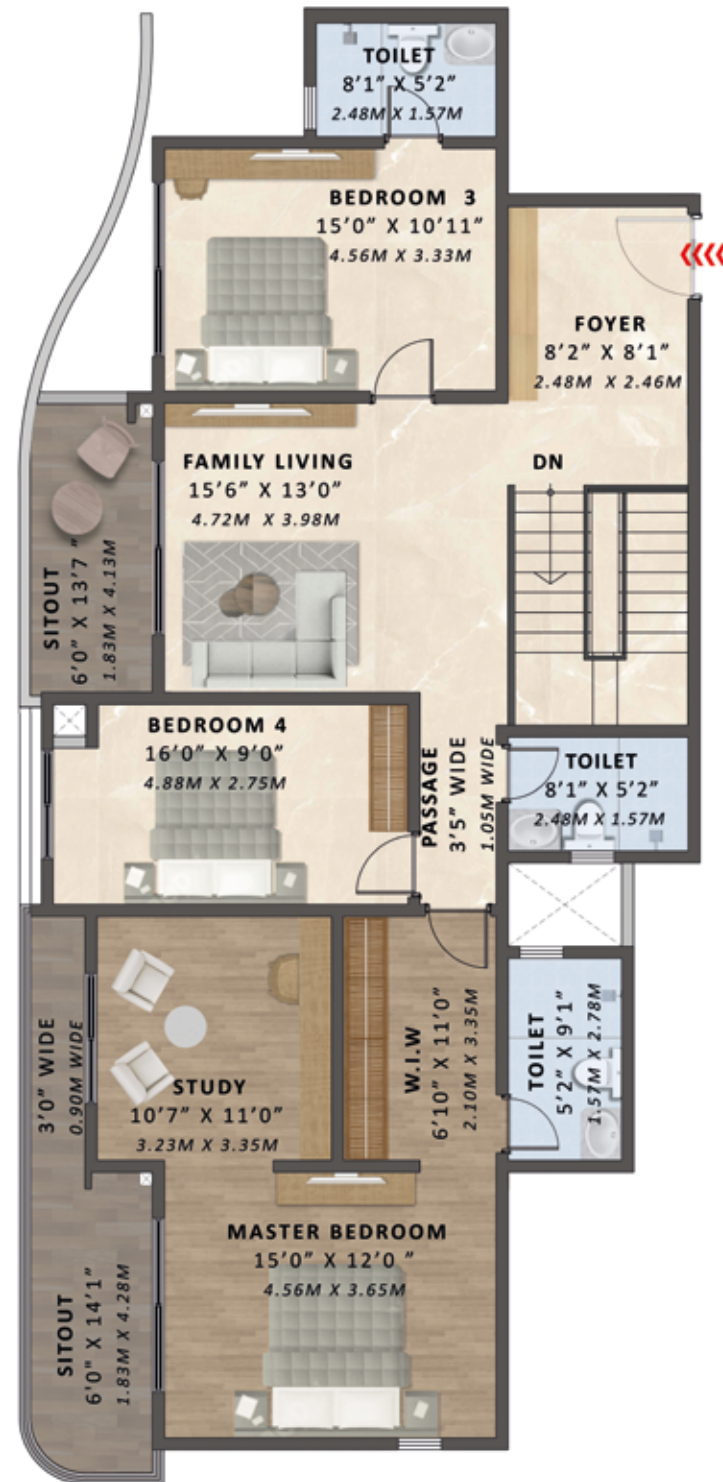
24

Series-4

## UPPER DUPLEX



Cluster Plan



Key Plan



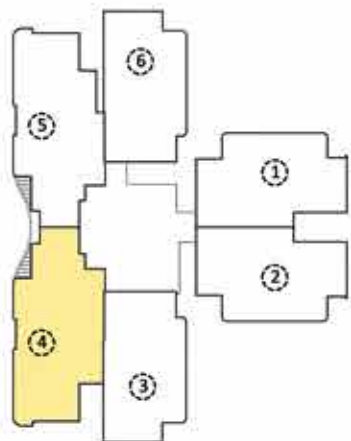
UNIT NUMBERS	UNIT TYPOLOGY	RERA CARPET (Sq.ft./Sq.m.)	EXCLUSIVE SITOUT (Sq.ft./Sq.m.)	EXCLUSIVE UTILITY (Sq.ft./Sq.m.)	TOTAL USABLE AREA (Sq.ft./Sq.m.)
12 <sup>TH</sup> FLOOR - 1104	DUPLEX 5BHK+5T	2557 / 237.5	390 / 36.2	36 / 3.3	2983 / 277



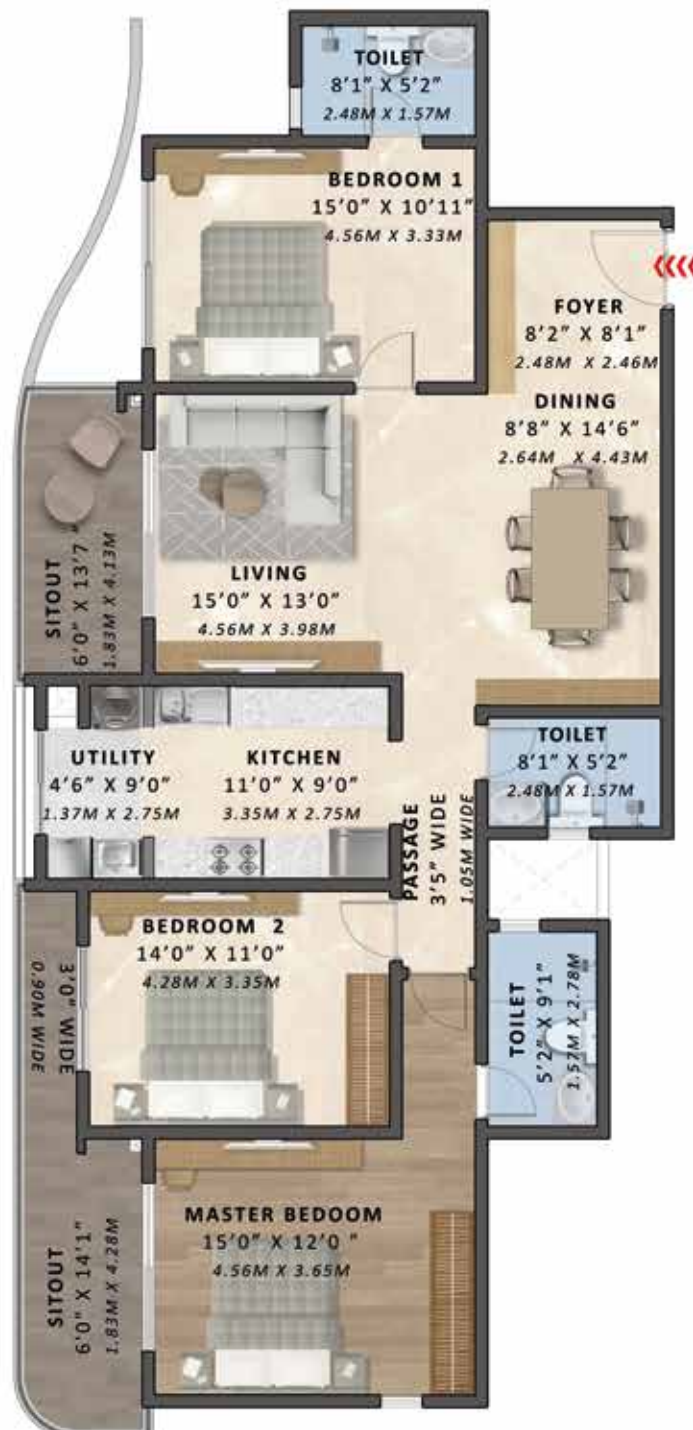
# Tower

## 24

### Series-4



Cluster Plan



Key Plan



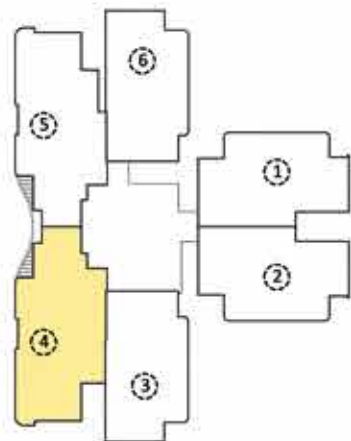
UNIT NUMBERS	UNIT TYPOLOGY	RERA CARPET (Sq.ft./Sq.m.)	EXCLUSIVE SITOUT (Sq.ft./Sq.m.)	EXCLUSIVE UTILITY (Sq.ft./Sq.m.)	TOTAL USABLE AREA (Sq.ft./Sq.m.)
204 / 304 / 404 / 504 / 604 / 704 / 804 / 904 / 1004	3BHK+3T	1260 / 111.05	195 / 18.1	36 / 3.3	1492 / 132.45



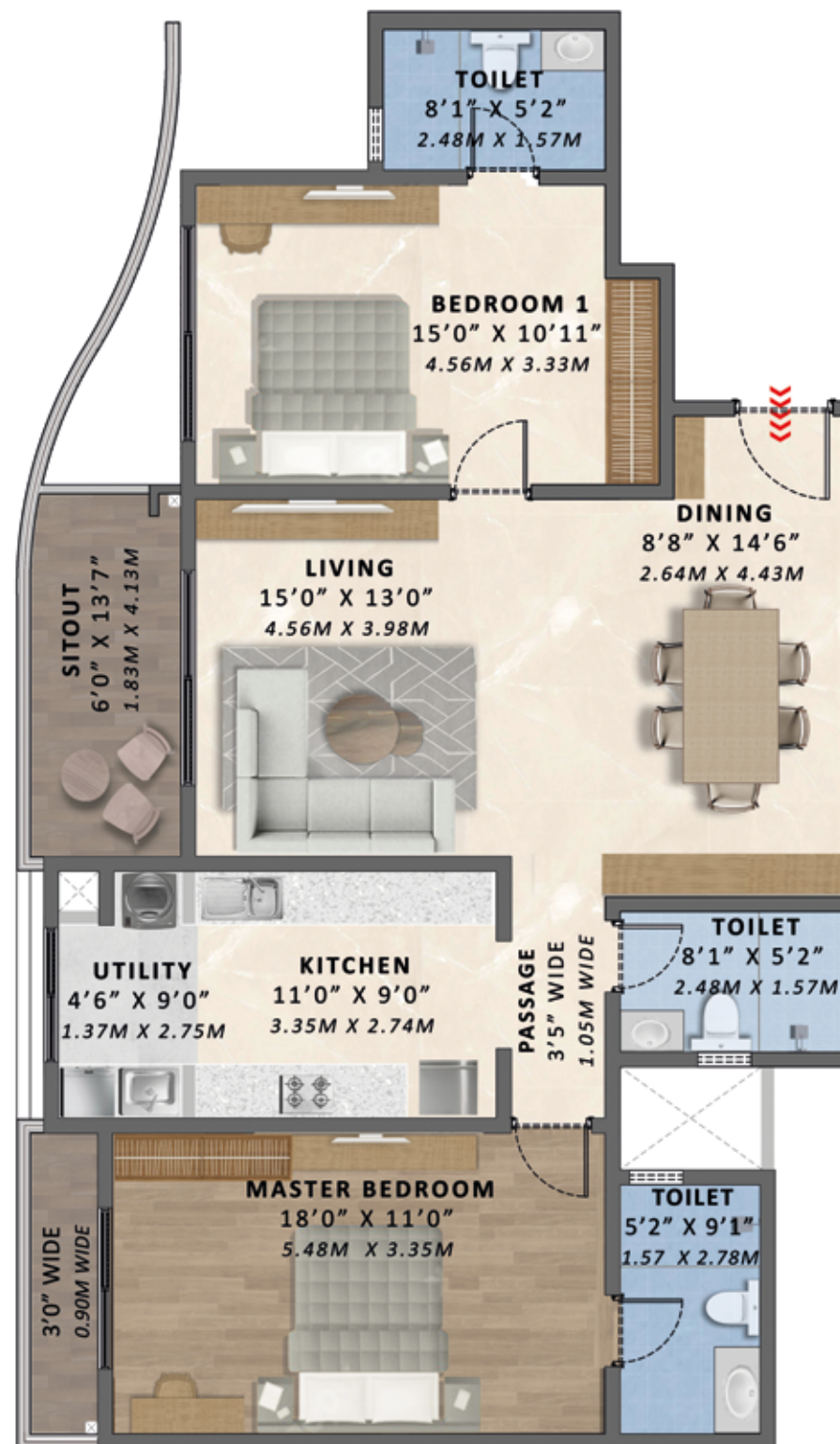
# Tower

24

Series-4



Cluster Plan



Key Plan



UNIT NUMBERS	UNIT TYPOLOGY	RERA CARPET (Sq.ft./Sq.m.)	EXCLUSIVE SITOUT (Sq.ft./Sq.m.)	EXCLUSIVE UTILITY (Sq.ft./Sq.m.)	TOTAL USABLE AREA (Sq.ft./Sq.m.)
004 & 104	2BHK+3T	1068 / 99.2	79 / 7.3	36 / 3.3	1183 / 109.8

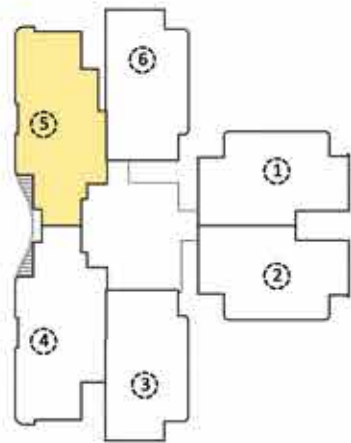
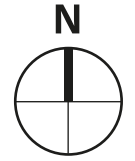


# Tower

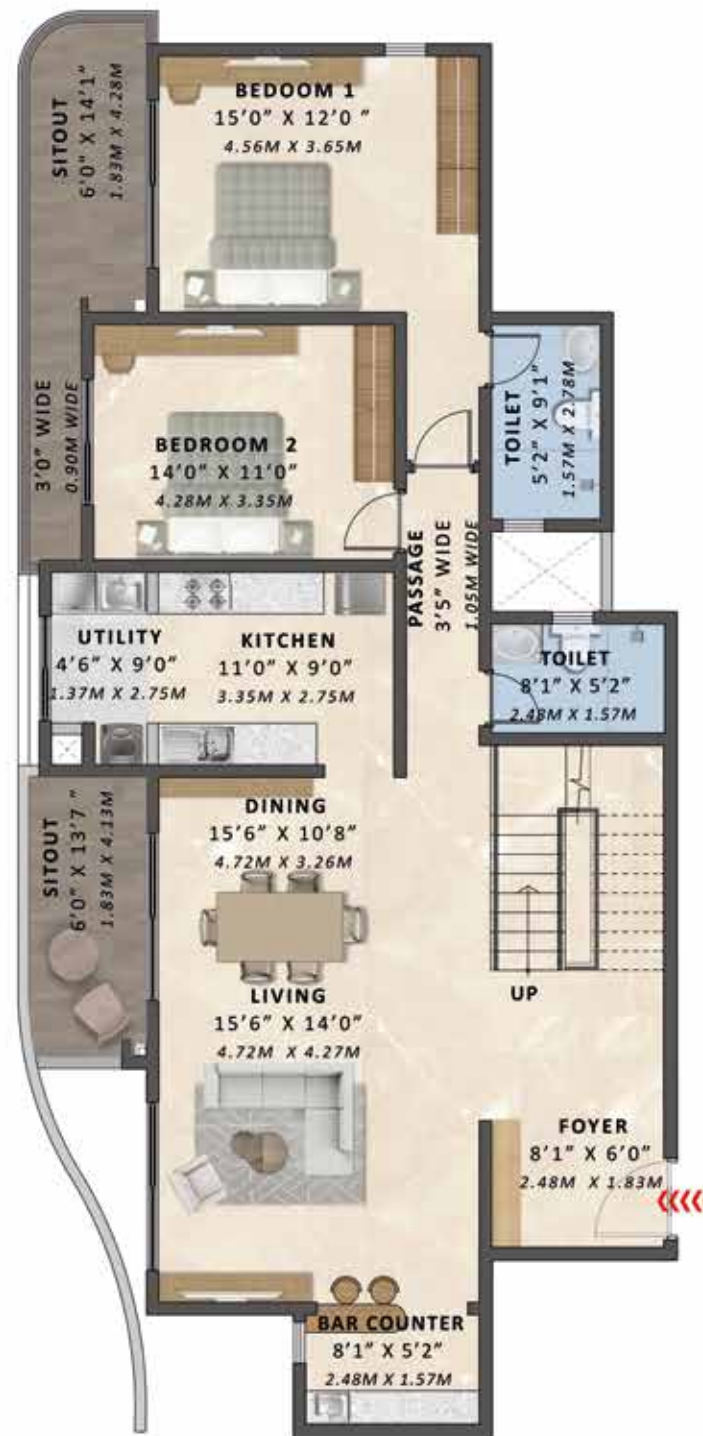
24

Series-5

## LOWER DUPLEX



Cluster Plan



Key Plan



UNIT NUMBERS	UNIT TYPOLOGY	RERA CARPET (Sq.ft./Sq.m.)	EXCLUSIVE SITOUT (Sq.ft./Sq.m.)	EXCLUSIVE UTILITY (Sq.ft./Sq.m.)	TOTAL USABLE AREA (Sq.ft./Sq.m.)
11 <sup>TH</sup> FLOOR - 1105	DUPLEX 5BHK+5T	2557 / 237.5	390 / 36.2	36 / 3.3	2983 / 277

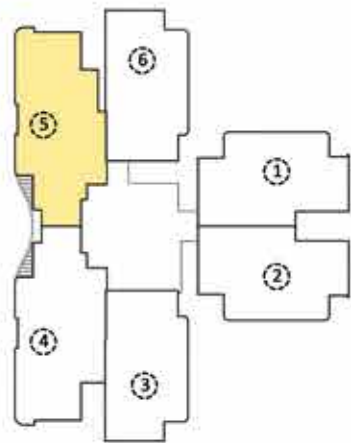
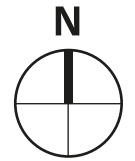


# Tower

24

Series-5

## UPPER DUPLEX



Cluster Plan



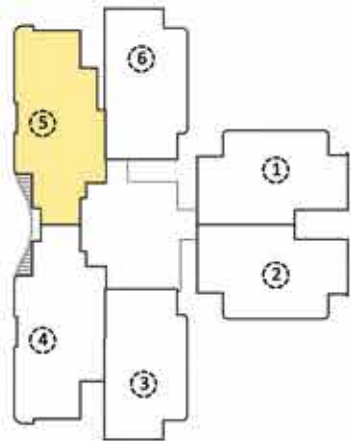
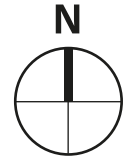
Key Plan



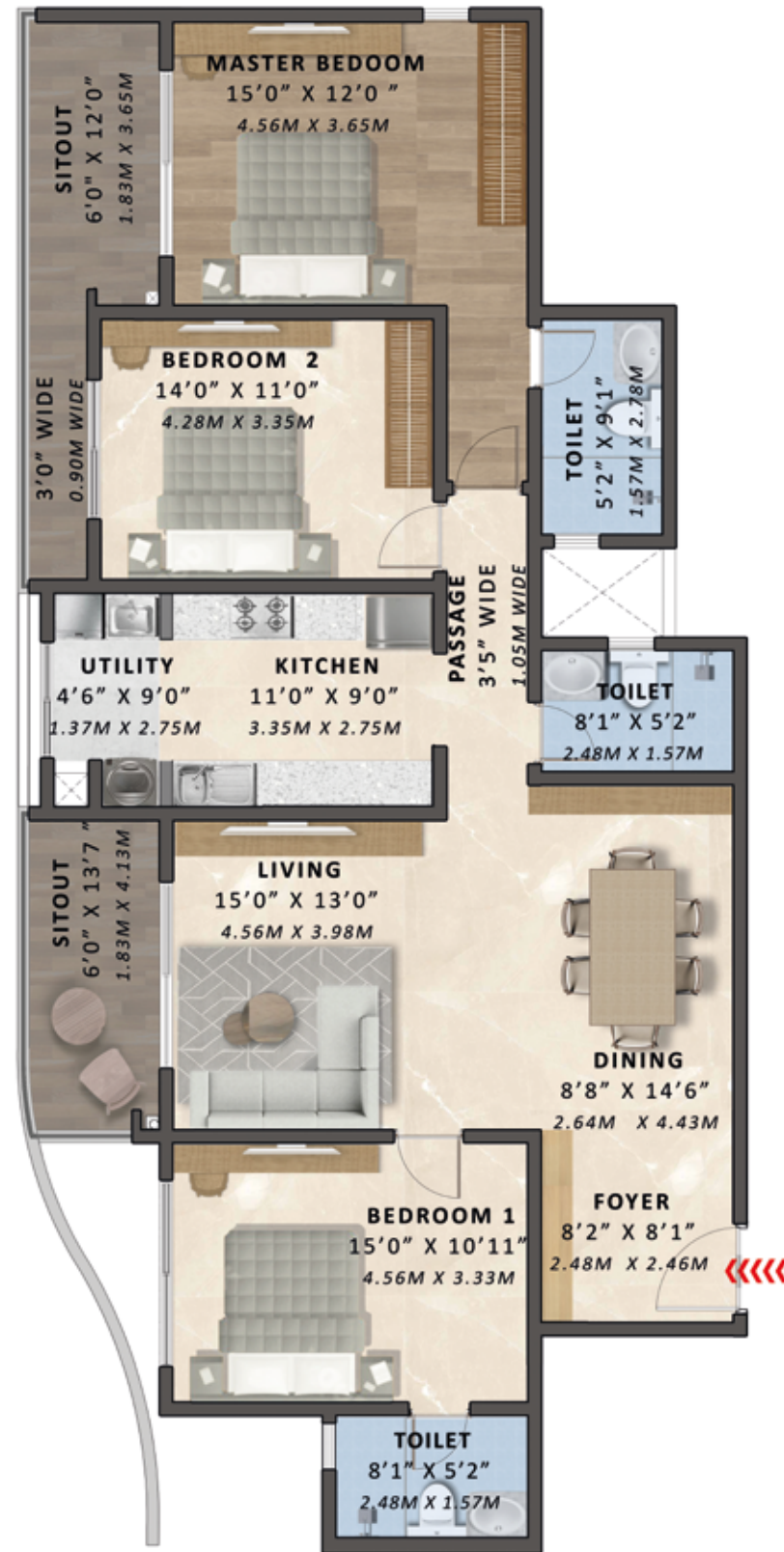
UNIT NUMBERS	UNIT TYPOLOGY	RERA CARPET (Sq.ft./Sq.m.)	EXCLUSIVE SITOUT (Sq.ft./Sq.m.)	EXCLUSIVE UTILITY (Sq.ft./Sq.m.)	TOTAL USABLE AREA (Sq.ft./Sq.m.)
12 <sup>TH</sup> FLOOR - 1105	DUPLEX 5BHK+5T	2557 / 237.5	390 / 36.2	36 / 3.3	2983 / 277



# Tower 24 Series-5



Cluster Plan



Key Plan



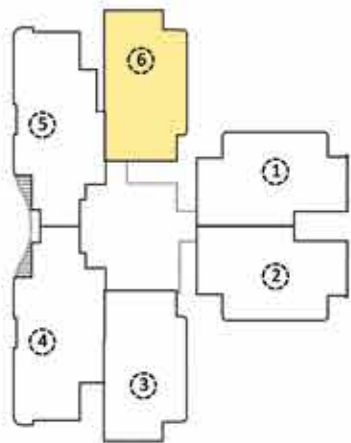
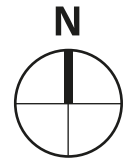
UNIT NUMBERS	UNIT TYPOLOGY	RERA CARPET (Sq.ft./Sq.m.)	EXCLUSIVE SITOUT (Sq.ft./Sq.m.)	EXCLUSIVE UTILITY (Sq.ft./Sq.m.)	TOTAL USABLE AREA (Sq.ft./Sq.m.)
005 / 105 / 205 / 305 / 405 / 505 / 605 / 705 / 805 / 905 / 1005	3BHK+3T	1260 / 111.05	195 / 18.1	36 / 3.3	1492 / 132.45



# Tower

## 24

### Series-6



Cluster Plan



Key Plan



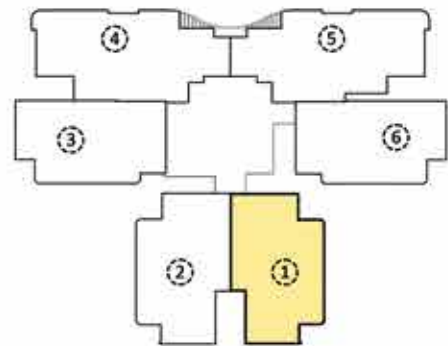
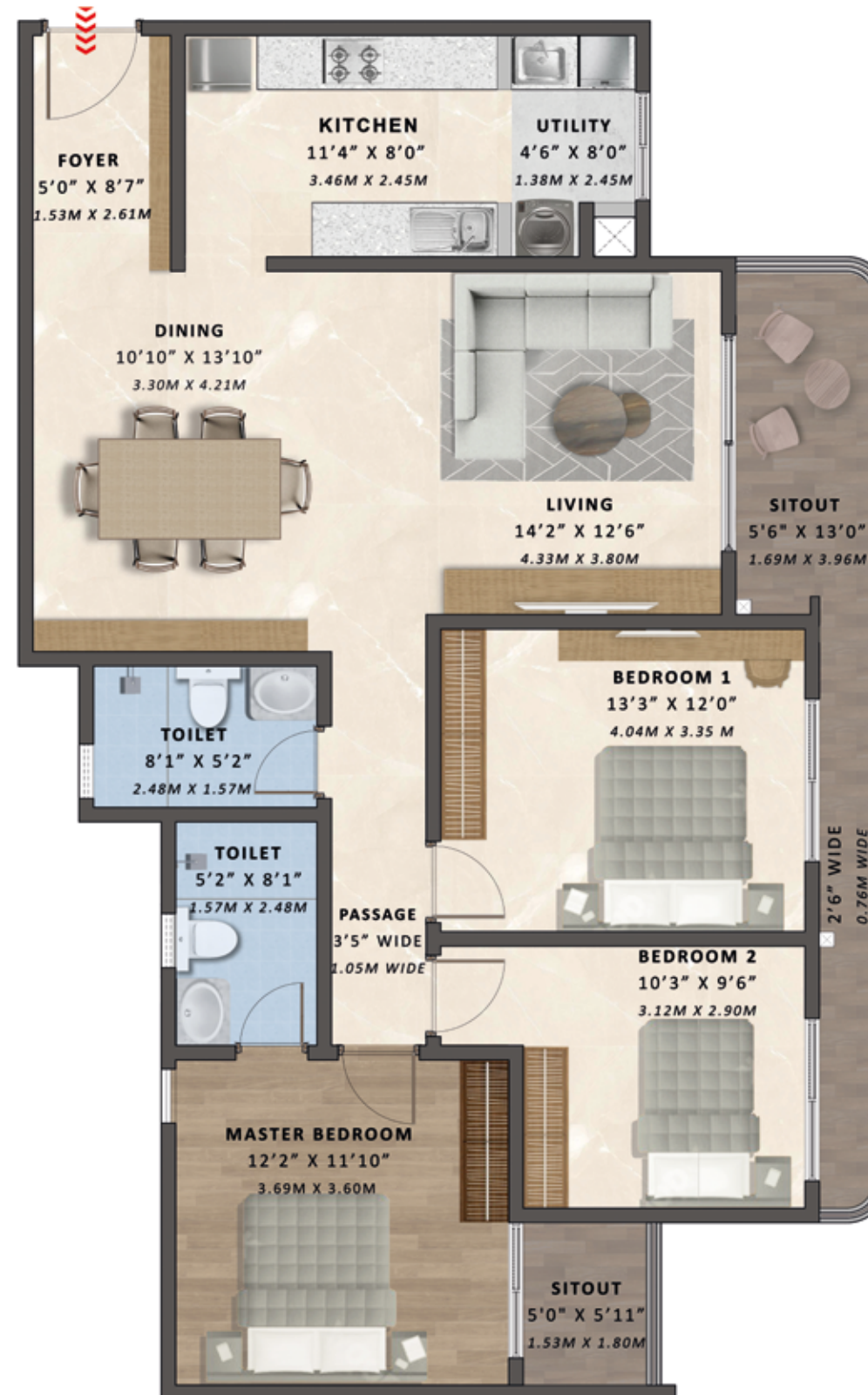
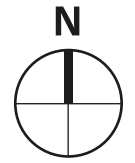
UNIT NUMBERS	UNIT TYPOLOGY	RERA CARPET (Sq.ft./Sq.m.)	EXCLUSIVE SITOUT (Sq.ft./Sq.m.)	EXCLUSIVE UTILITY (Sq.ft./Sq.m.)	TOTAL USABLE AREA (Sq.ft./Sq.m.)
006 / 106 / 206 / 306 / 406 / 506 / 606 / 706 / 806 / 906 / 1006 / 1106 / 1206	3BHK+3T	1262 / 117.2	164 / 15.2	32 / 2.9	1457 / 135.3



# Tower

## 25-26

### Series-1



Cluster Plan

Key Plan



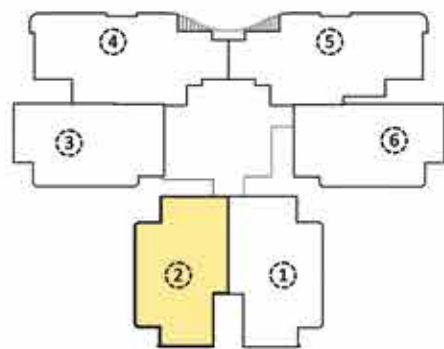
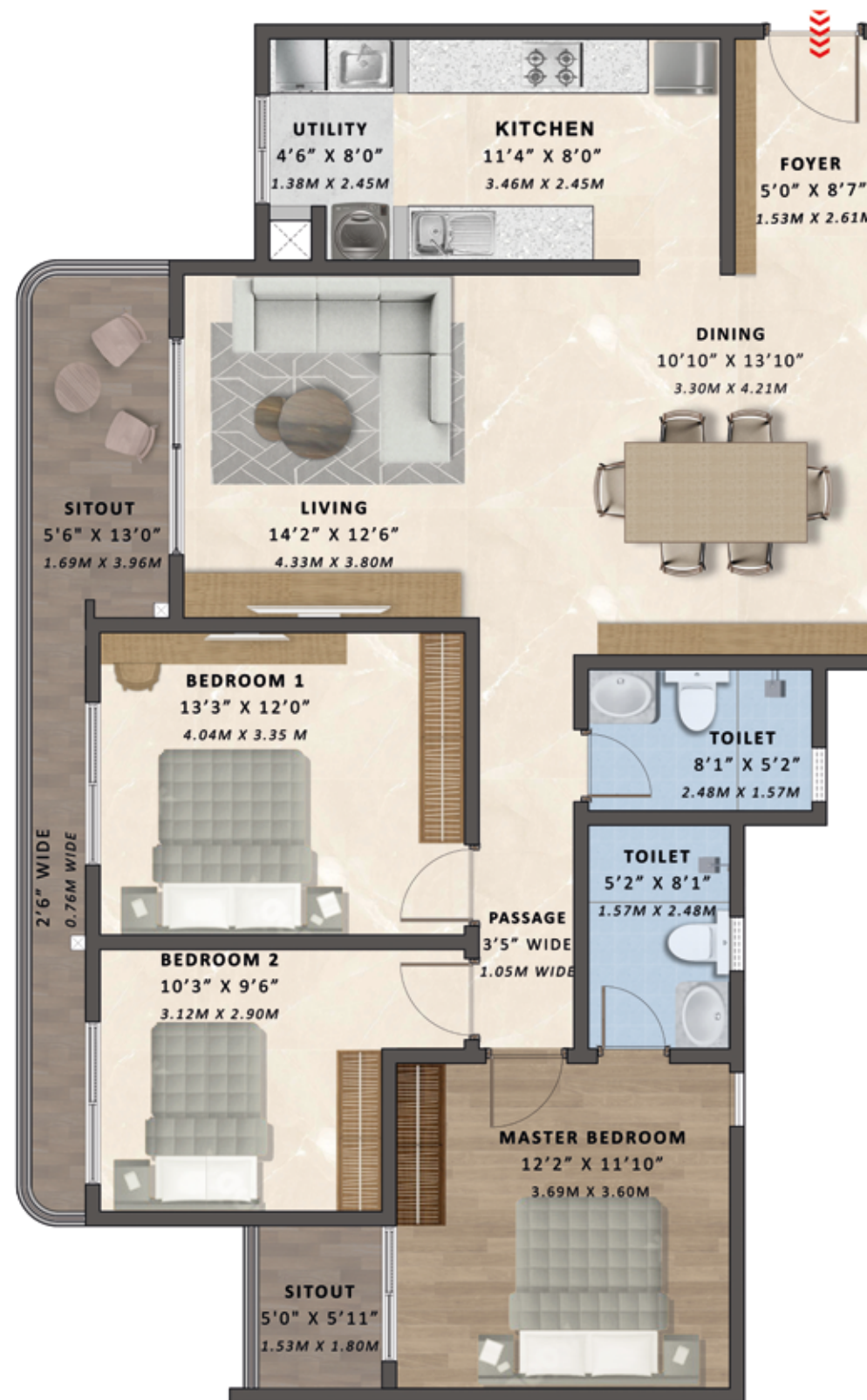
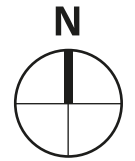
UNIT NUMBERS	UNIT TYPOLOGY	RERA CARPET (Sq.ft./Sq.m.)	EXCLUSIVE SITOUT (Sq.ft./Sq.m.)	EXCLUSIVE UTILITY (Sq.ft./Sq.m.)	TOTAL USABLE AREA (Sq.ft./Sq.m.)
001 / 101 / 201 / 301 / 401 / 501 / 601 / 701 / 801 / 901 / 1001 / 1101 / 1201	3BHK+2T	1063 / 98.7	153 / 14.2	32 / 2.9	1248 / 115.8



# Tower

## 25-26

### Series-2



Cluster Plan

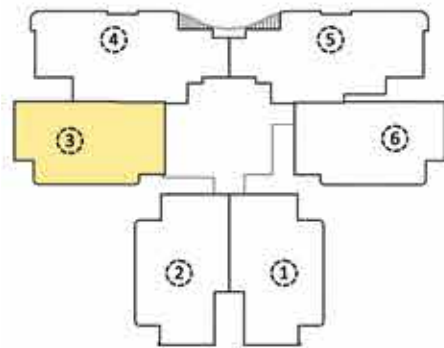
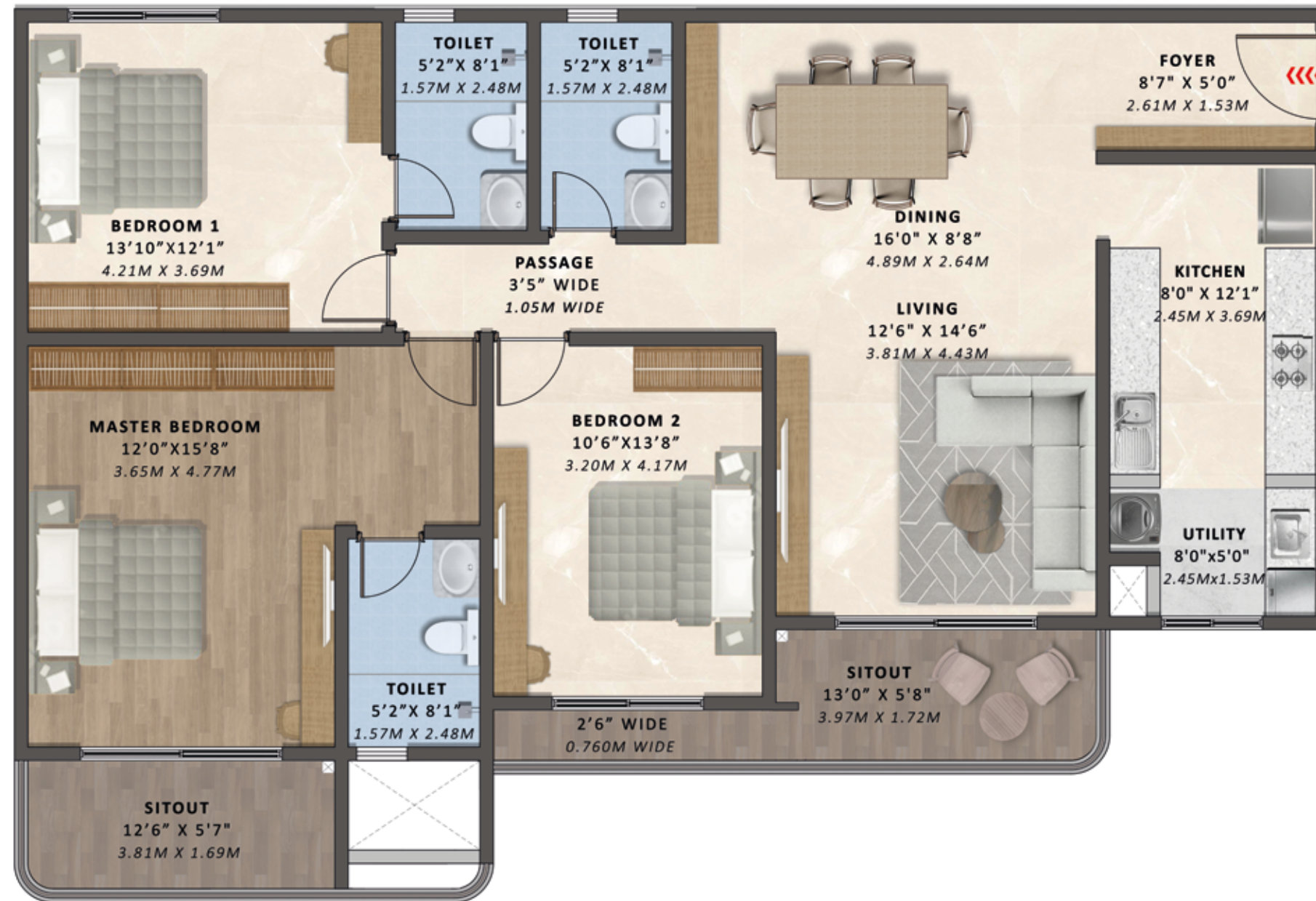
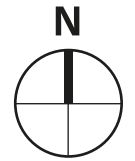
Key Plan



UNIT NUMBERS	UNIT TYPOLOGY	RERA CARPET (Sq.ft./Sq.m.)	EXCLUSIVE SITOUT (Sq.ft./Sq.m.)	EXCLUSIVE UTILITY (Sq.ft./Sq.m.)	TOTAL USABLE AREA (Sq.ft./Sq.m.)
002 / 102 / 202 / 302 / 402 / 502 / 602 / 702 / 802 / 902 / 1002 / 1102 / 1202	3BHK+2T	1063 / 98.7	153 / 14.2	32 / 2.9	1248 / 115.8



# Tower 25 Series-3



Cluster Plan

Key Plan



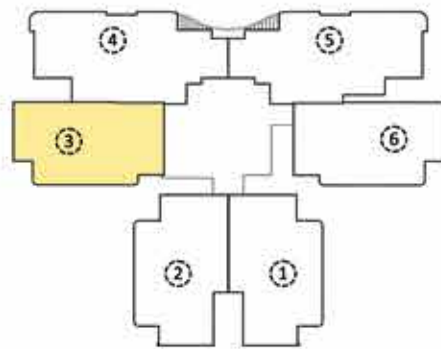
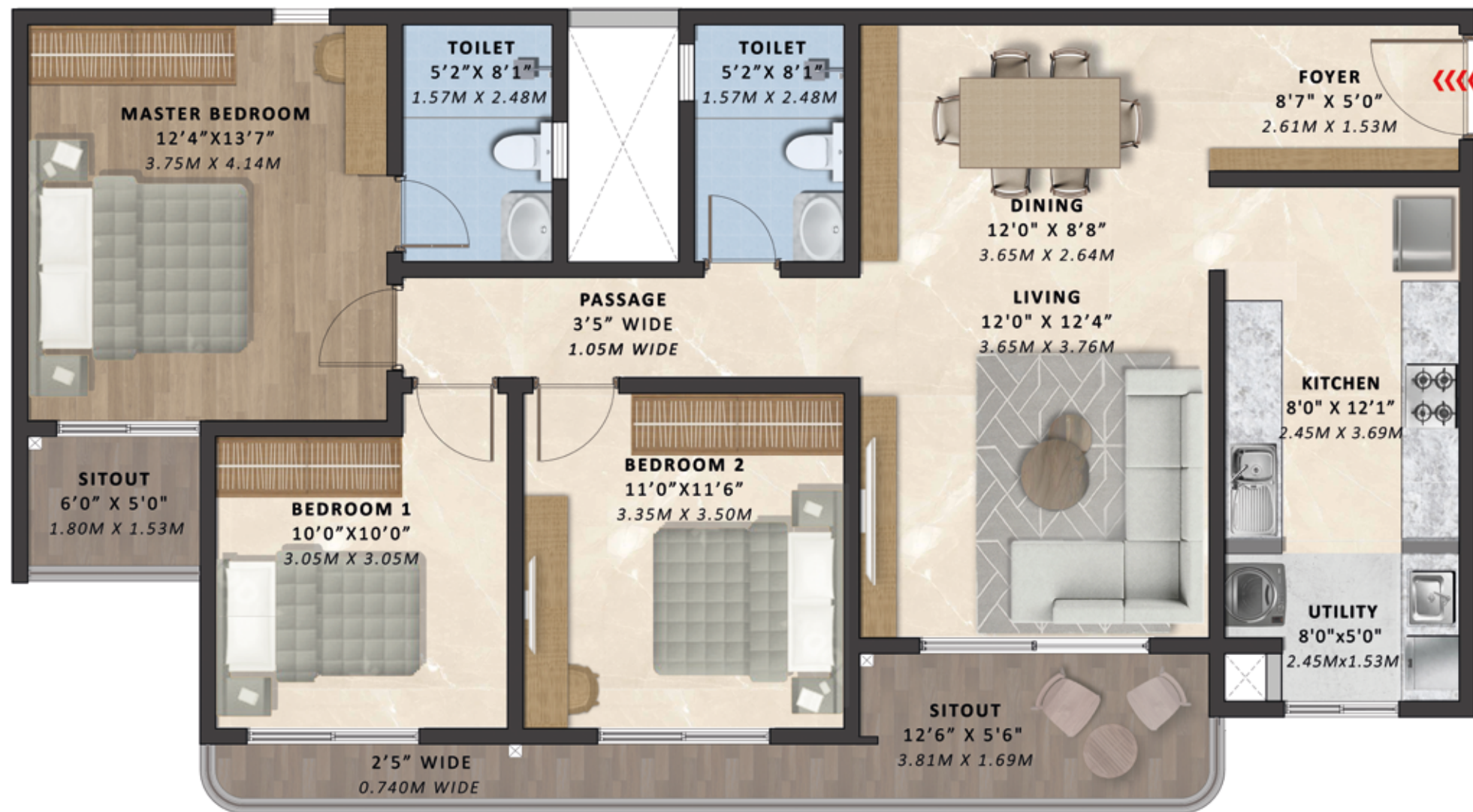
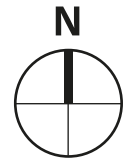
UNIT NUMBERS	UNIT TYPOLOGY	RERA CARPET (Sq.ft./Sq.m.)	EXCLUSIVE SITOUT (Sq.ft./Sq.m.)	EXCLUSIVE UTILITY (Sq.ft./Sq.m.)	TOTAL USABLE AREA (Sq.ft./Sq.m.)
003 / 103 / 203 / 303 / 403 / 503 / 603 / 703 / 803 / 903 / 1003 / 1103 / 1203	3BHK+3T	1256 / 116.6	167 / 15.5	35 / 3.2	1458 / 135.3



# Tower

26

Series-3



Cluster Plan

Key Plan



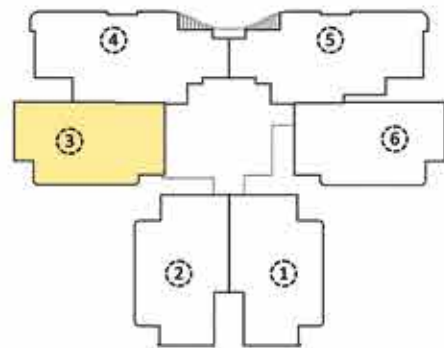
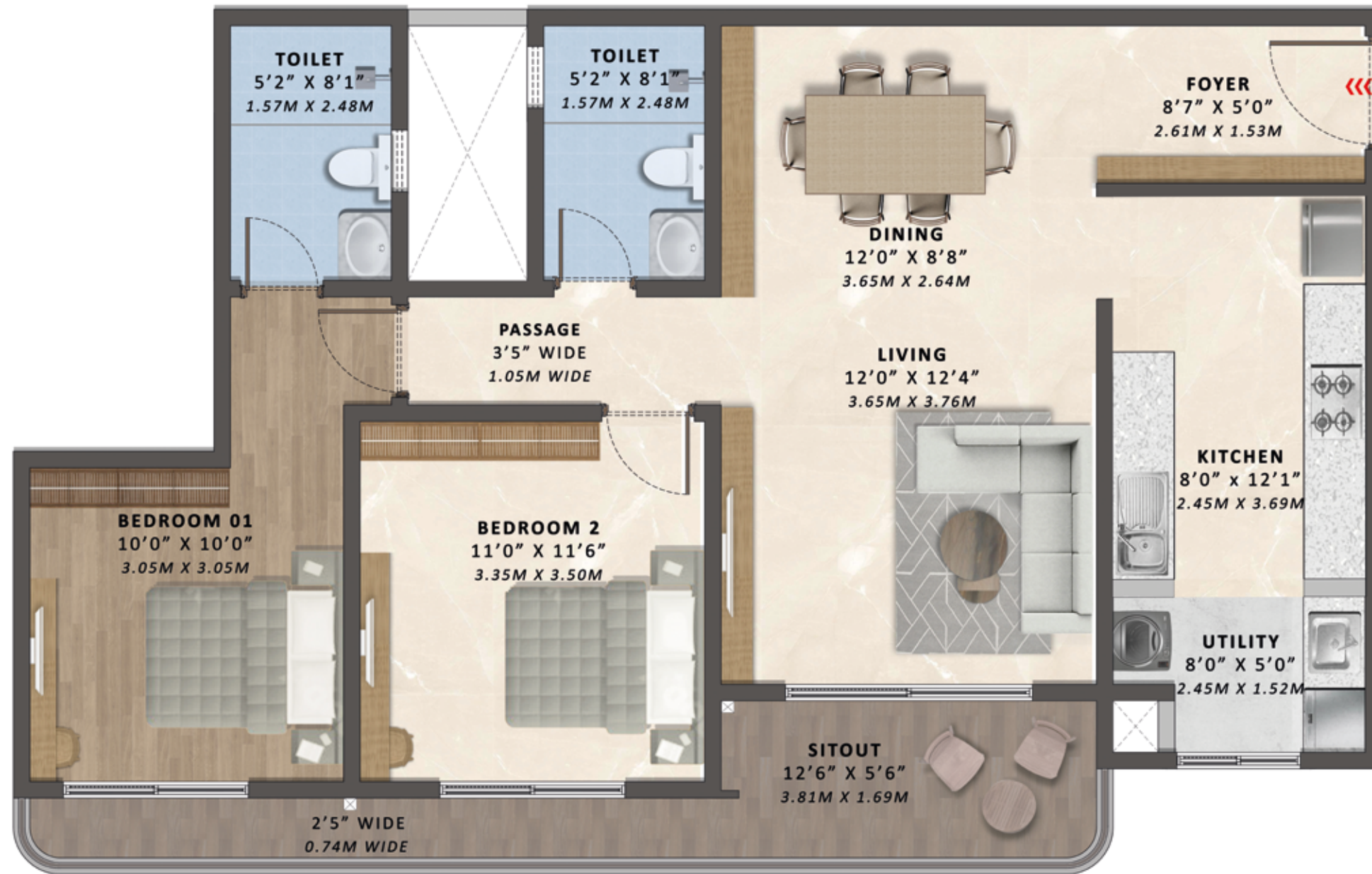
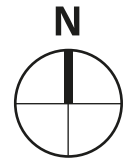
UNIT NUMBERS	UNIT TYPOLOGY	RERA CARPET (Sq.ft./Sq.m.)	EXCLUSIVE SITOUT (Sq.ft./Sq.m.)	EXCLUSIVE UTILITY (Sq.ft./Sq.m.)	TOTAL USABLE AREA (Sq.ft./Sq.m.)
203 / 303 / 403 / 503 / 603 / 703 / 803 / 903 / 1003 / 1103 / 1203	3BHK+2T	992 / 92.1	149 / 13.8	36 / 3.4	1177 / 109.3



# Tower

26

Series-3



Cluster Plan

Key Plan



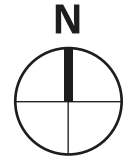
UNIT NUMBERS	UNIT TYPOLOGY	RERA CARPET (Sq.ft./Sq.m.)	EXCLUSIVE SITOUT (Sq.ft./Sq.m.)	EXCLUSIVE UTILITY (Sq.ft./Sq.m.)	TOTAL USABLE AREA (Sq.ft./Sq.m.)
103	2BHK+2T	810 / 75.2	120 / 11.1	36 / 3.3	966 / 89.6



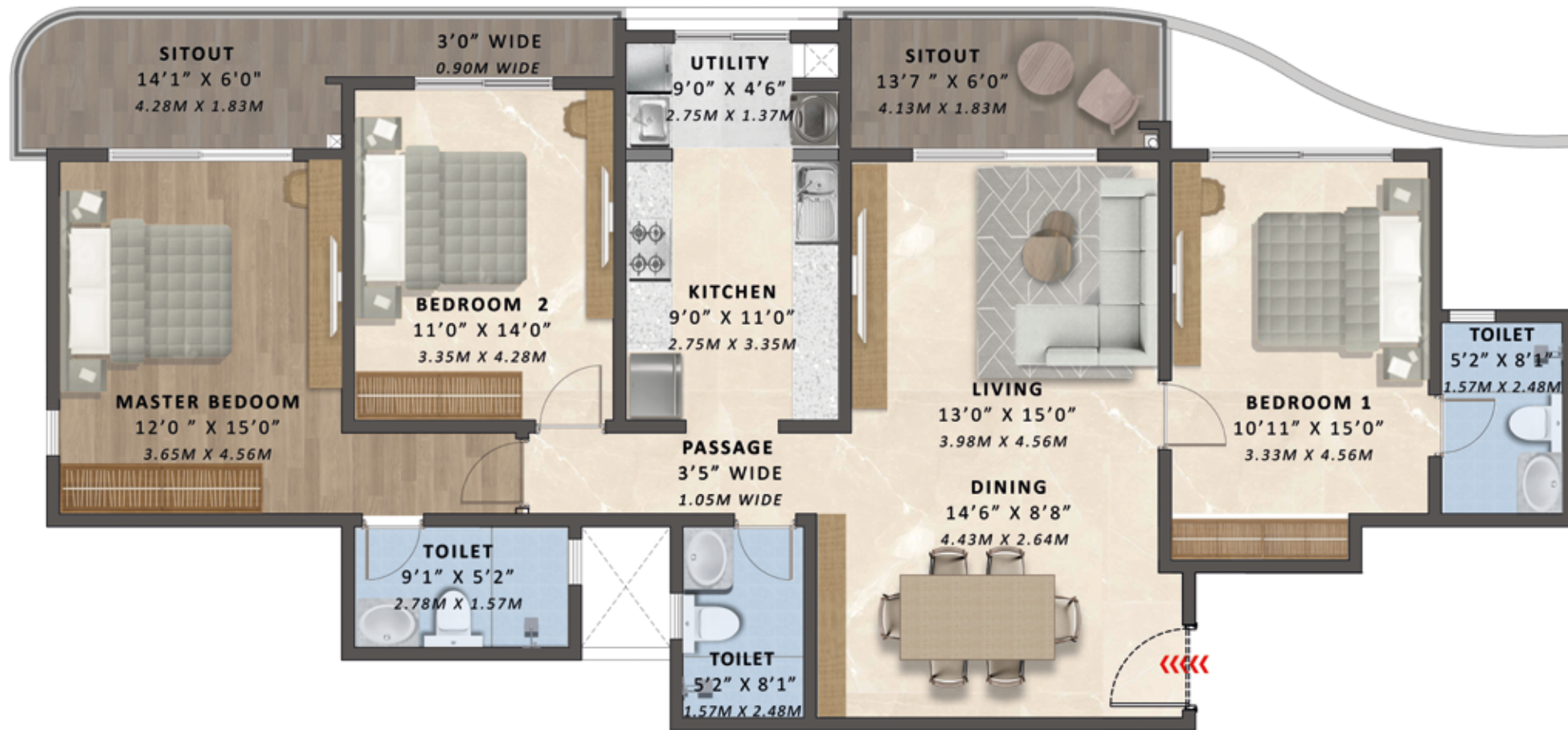
# Tower

## 25-26

### Series-4



Cluster Plan



Key Plan



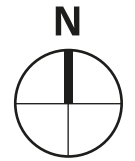
UNIT NUMBERS	UNIT TYPOLOGY	RERA CARPET (Sq.ft./Sq.m.)	EXCLUSIVE SITOUT (Sq.ft./Sq.m.)	EXCLUSIVE UTILITY (Sq.ft./Sq.m.)	TOTAL USABLE AREA (Sq.ft./Sq.m.)
T-25 (004-1004) T-26 (204-1004)	3BHK+3T	1211 / 112.5	195 / 18	36 / 3.3	1443 / 133.8



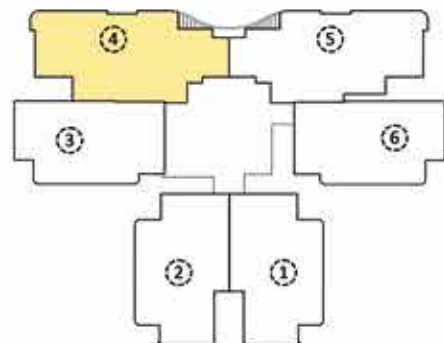
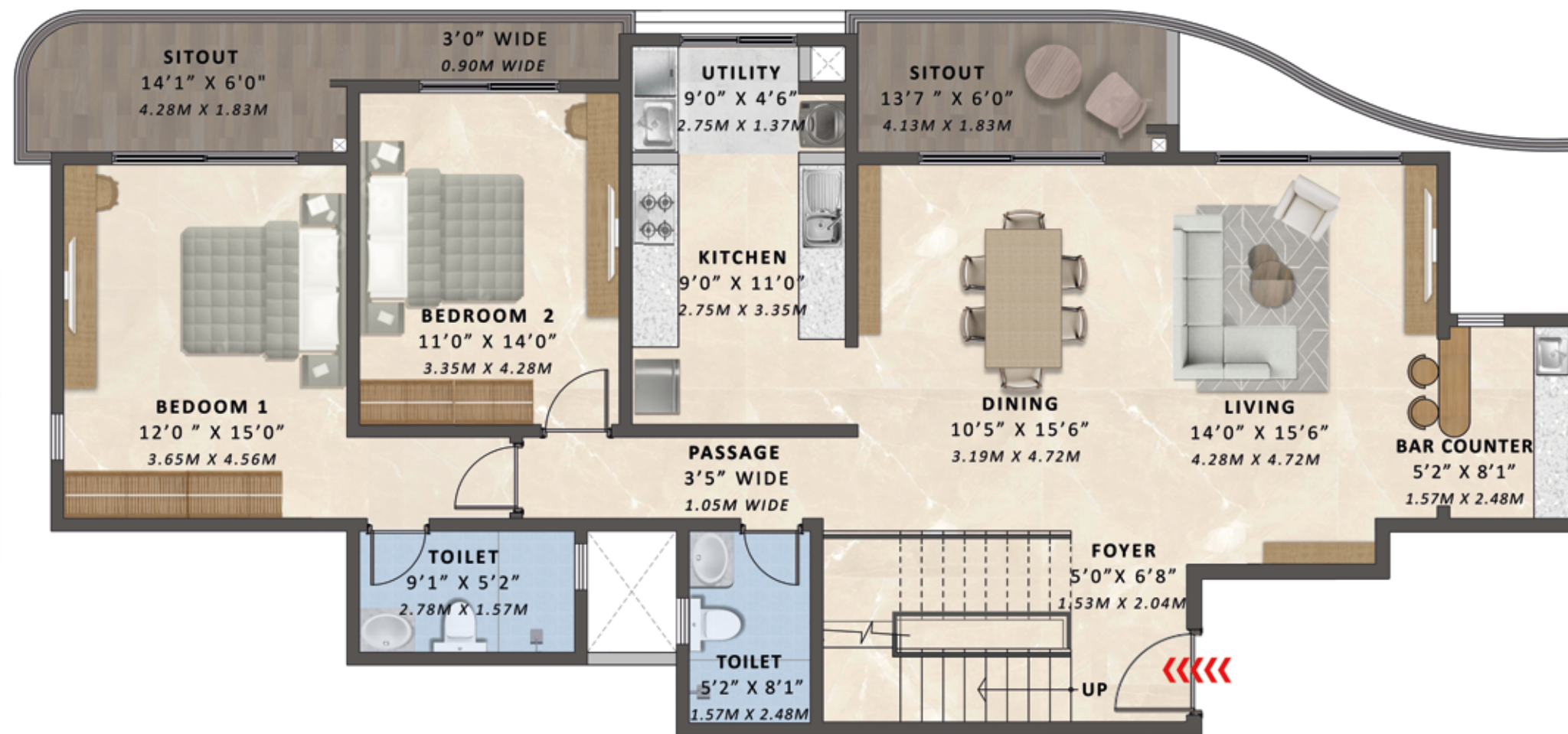
# Tower

25-26

Series-4



## LOWER DUPLEX



Cluster Plan

Key Plan



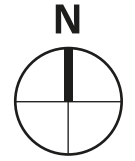
UNIT NUMBERS	UNIT TYPOLOGY	RERA CARPET (Sq.ft./Sq.m.)	EXCLUSIVE SITOUT (Sq.ft./Sq.m.)	EXCLUSIVE UTILITY (Sq.ft./Sq.m.)	TOTAL USABLE AREA (Sq.ft./Sq.m.)
11 <sup>TH</sup> FLOOR 1104	DUPLEX 5BHK+5T	2466 / 229	390 / 36.2	36 / 3.3	2892 / 268.5



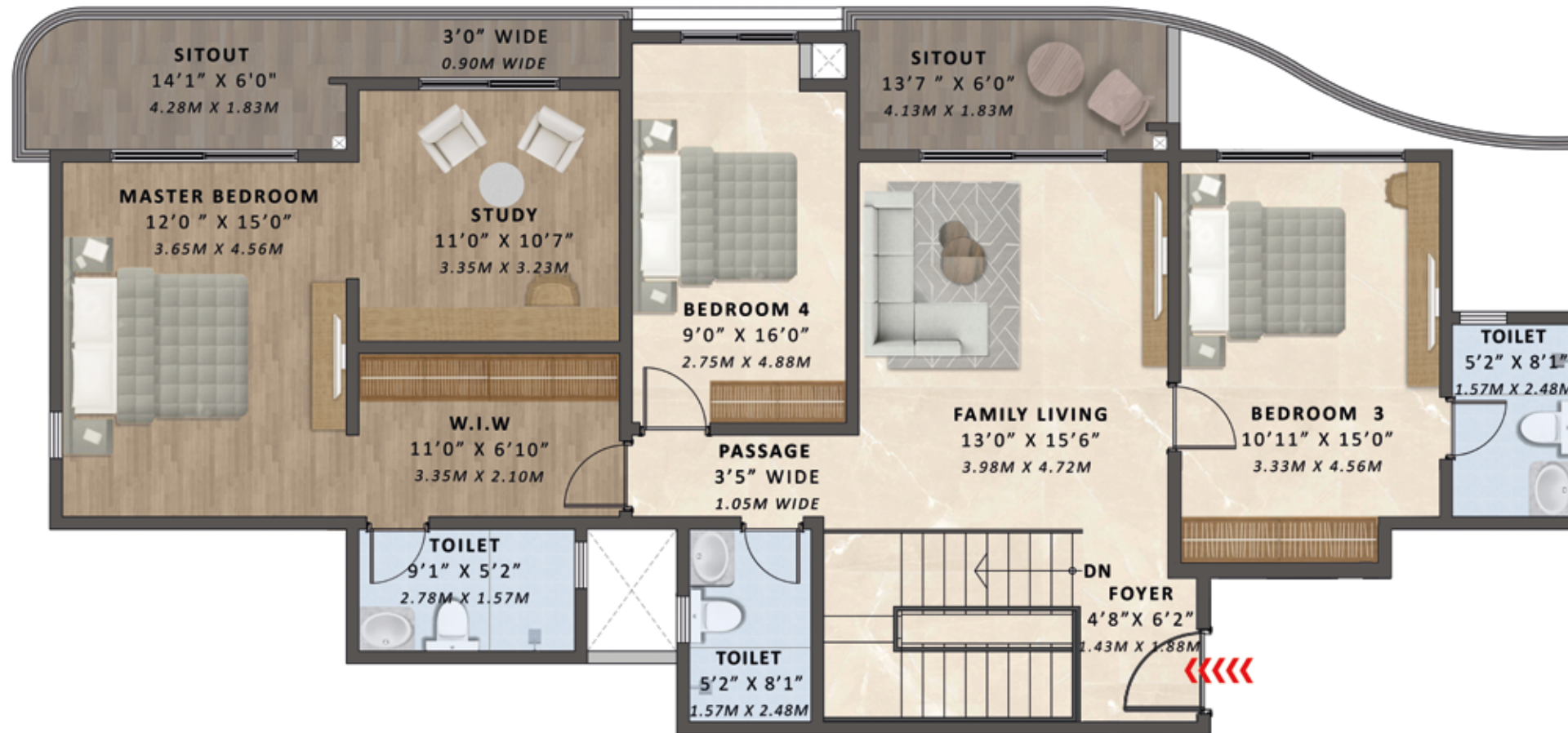
# Tower

25-26

Series-4



## UPPER DUPLEX



Cluster Plan

Key Plan



UNIT NUMBERS	UNIT TYPOLOGY	RERA CARPET (Sq.ft./Sq.m.)	EXCLUSIVE SITOUT (Sq.ft./Sq.m.)	EXCLUSIVE UTILITY (Sq.ft./Sq.m.)	TOTAL USABLE AREA (Sq.ft./Sq.m.)
12 <sup>TH</sup> FLOOR 1104	DUPLEX 5BHK+5T	2466 / 229	390 / 36.2	36 / 3.3	2892 / 268.5



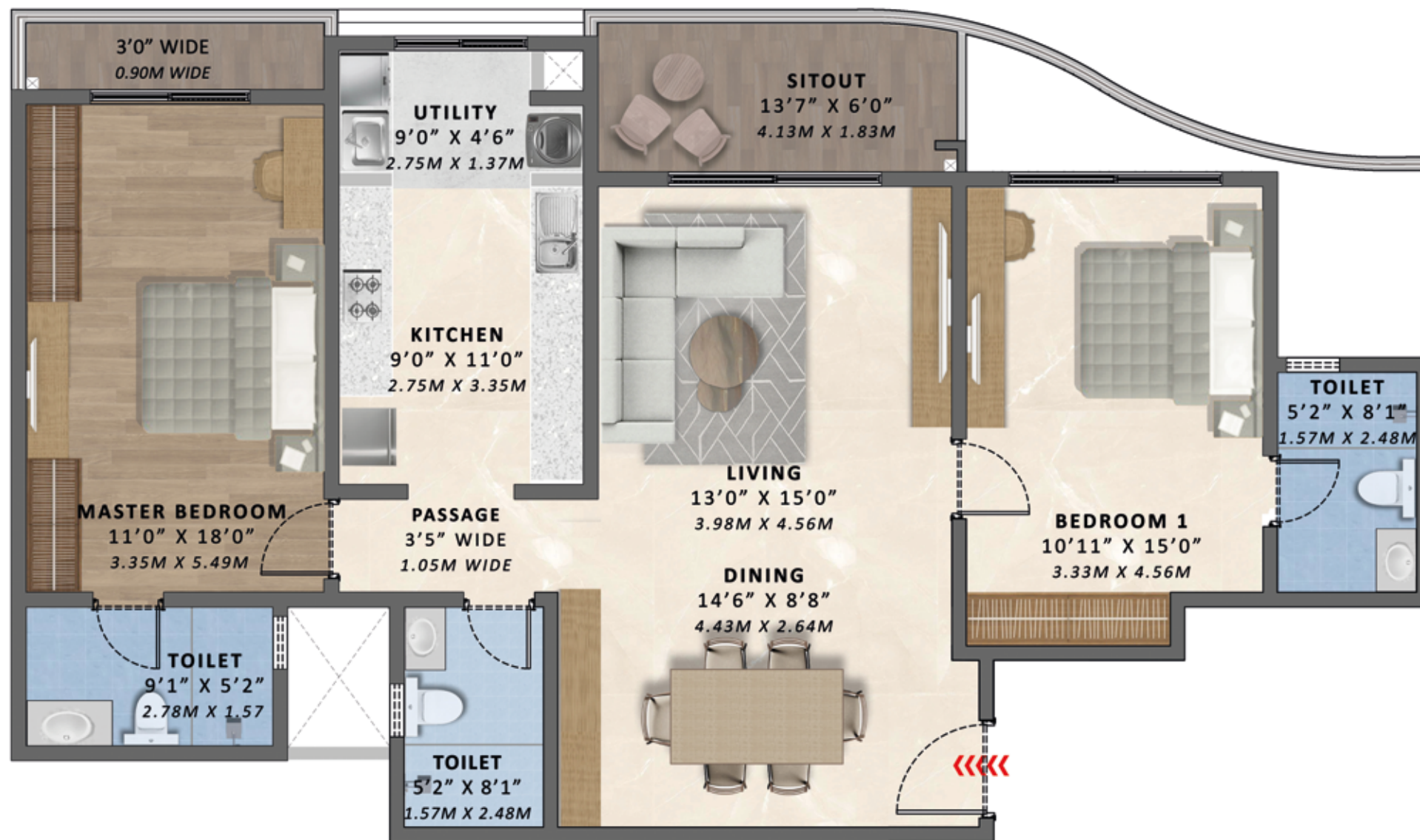
# Tower

26

Series-4



Cluster Plan



Key Plan



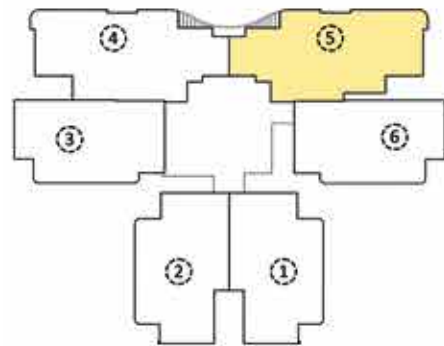
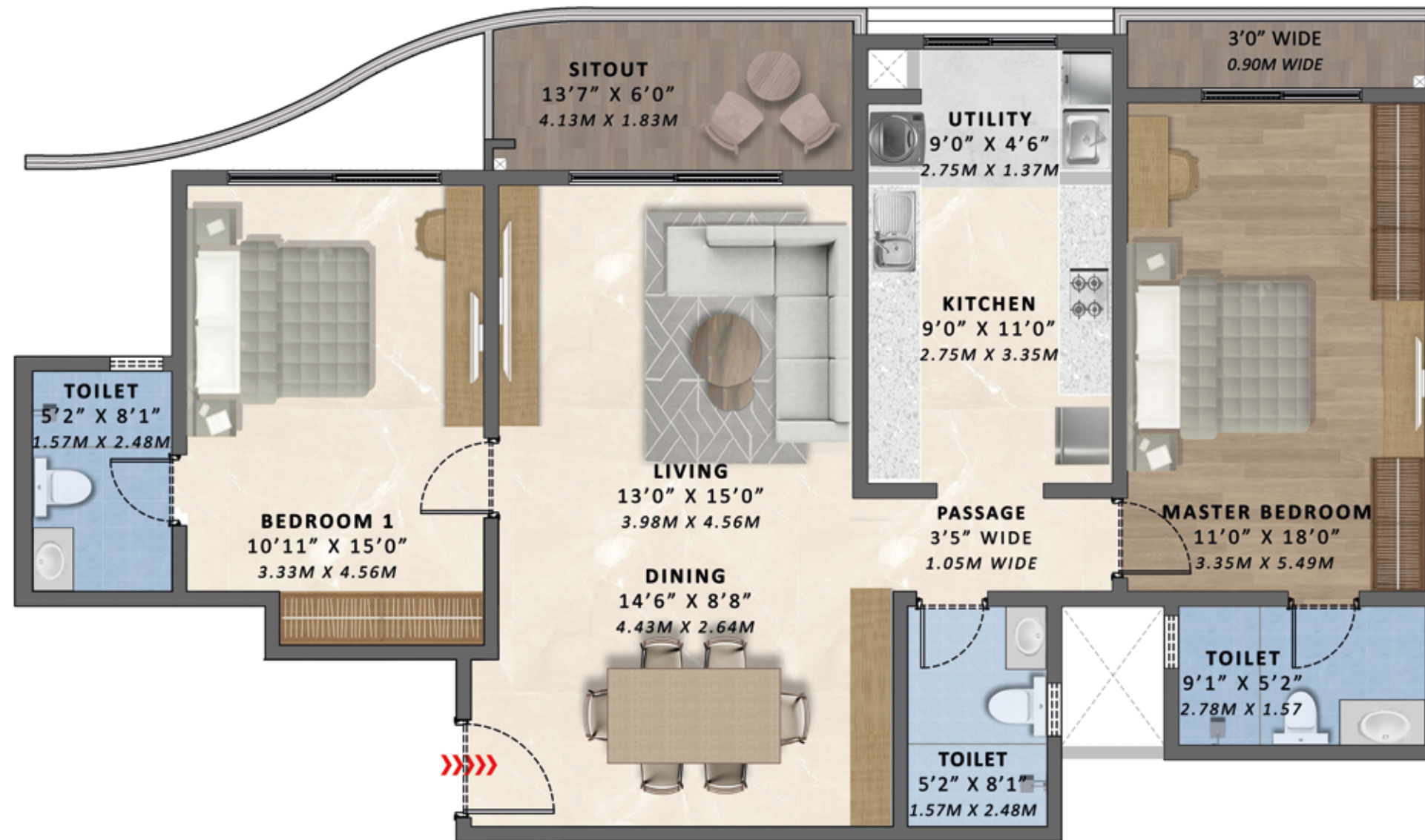
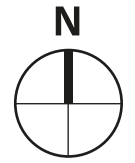
UNIT NUMBERS	UNIT TYPOLOGY	RERA CARPET (Sq.ft./Sq.m.)	EXCLUSIVE SITOUT (Sq.ft./Sq.m.)	EXCLUSIVE UTILITY (Sq.ft./Sq.m.)	TOTAL USABLE AREA (Sq.ft./Sq.m.)
004 & 104	2BHK+3T	1020 / 94.7	79 / 7.3	36 / 3.3	1136 / 105.3



# Tower

## 25-26

### Series-5



Cluster Plan



Key Plan

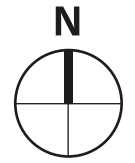
UNIT NUMBERS	UNIT TYPOLOGY	RERA CARPET (Sq.ft./Sq.m.)	EXCLUSIVE SITOUT (Sq.ft./Sq.m.)	EXCLUSIVE UTILITY (Sq.ft./Sq.m.)	TOTAL USABLE AREA (Sq.ft./Sq.m.)
005 & 105	2BHK+3T	1020 / 94.7	79 / 7.3	36 / 3.3	1136 / 105.3



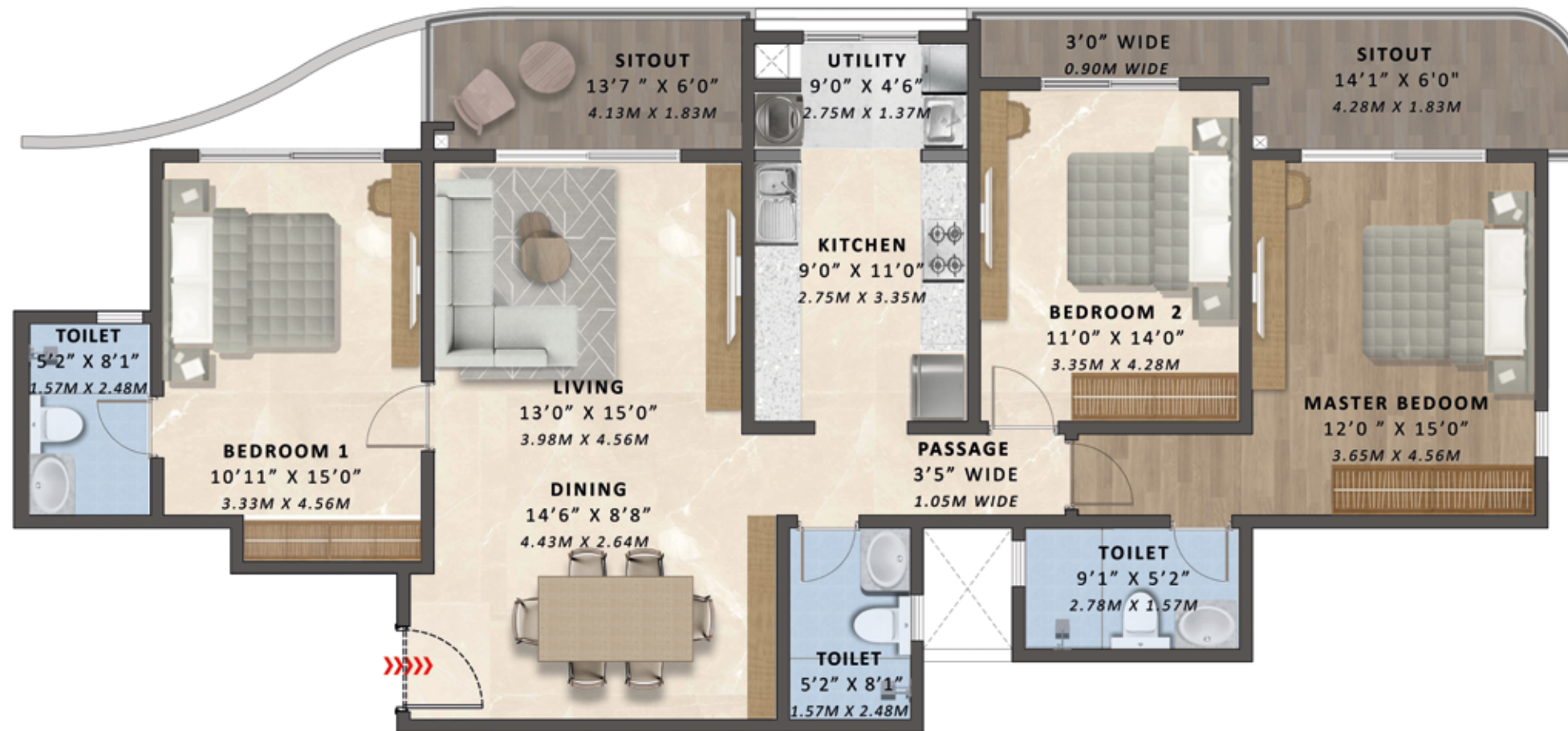
# Tower

## 25-26

### Series-5



Cluster Plan



Key Plan



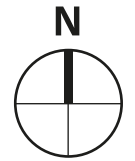
UNIT NUMBERS	UNIT TYPOLOGY	RERA CARPET (Sq.ft./Sq.m.)	EXCLUSIVE SITOUT (Sq.ft./Sq.m.)	EXCLUSIVE UTILITY (Sq.ft./Sq.m.)	TOTAL USABLE AREA (Sq.ft./Sq.m.)
205 / 305 / 405 / 505 / 605 / 705 805 / 905 / 1005	3BHK+3T	1211 / 112.5	195 / 18	36 / 3.3	1443 / 133.8



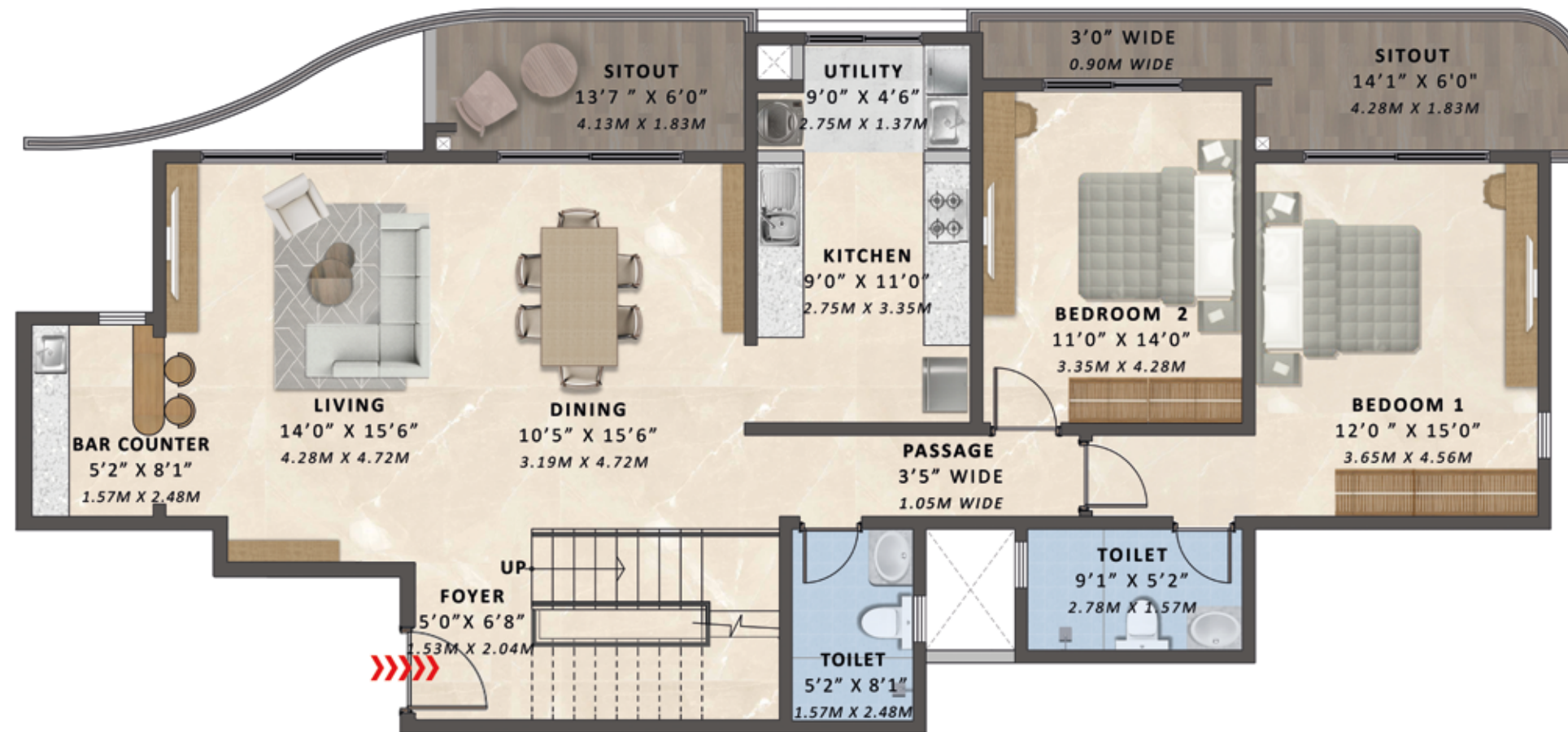
# Tower

25-26

Series-5



## LOWER DUPLEX



Cluster Plan

Key Plan



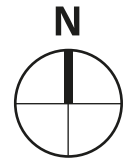
UNIT NUMBERS	UNIT TYPOLOGY	RERA CARPET (Sq.ft./Sq.m.)	EXCLUSIVE SITOUT (Sq.ft./Sq.m.)	EXCLUSIVE UTILITY (Sq.ft./Sq.m.)	TOTAL USABLE AREA (Sq.ft./Sq.m.)
11 <sup>TH</sup> FLOOR - 1105	DUPLEX 5BHK+5T	2466 / 229	390 / 36.2	36 / 3.3	2892 / 268.5



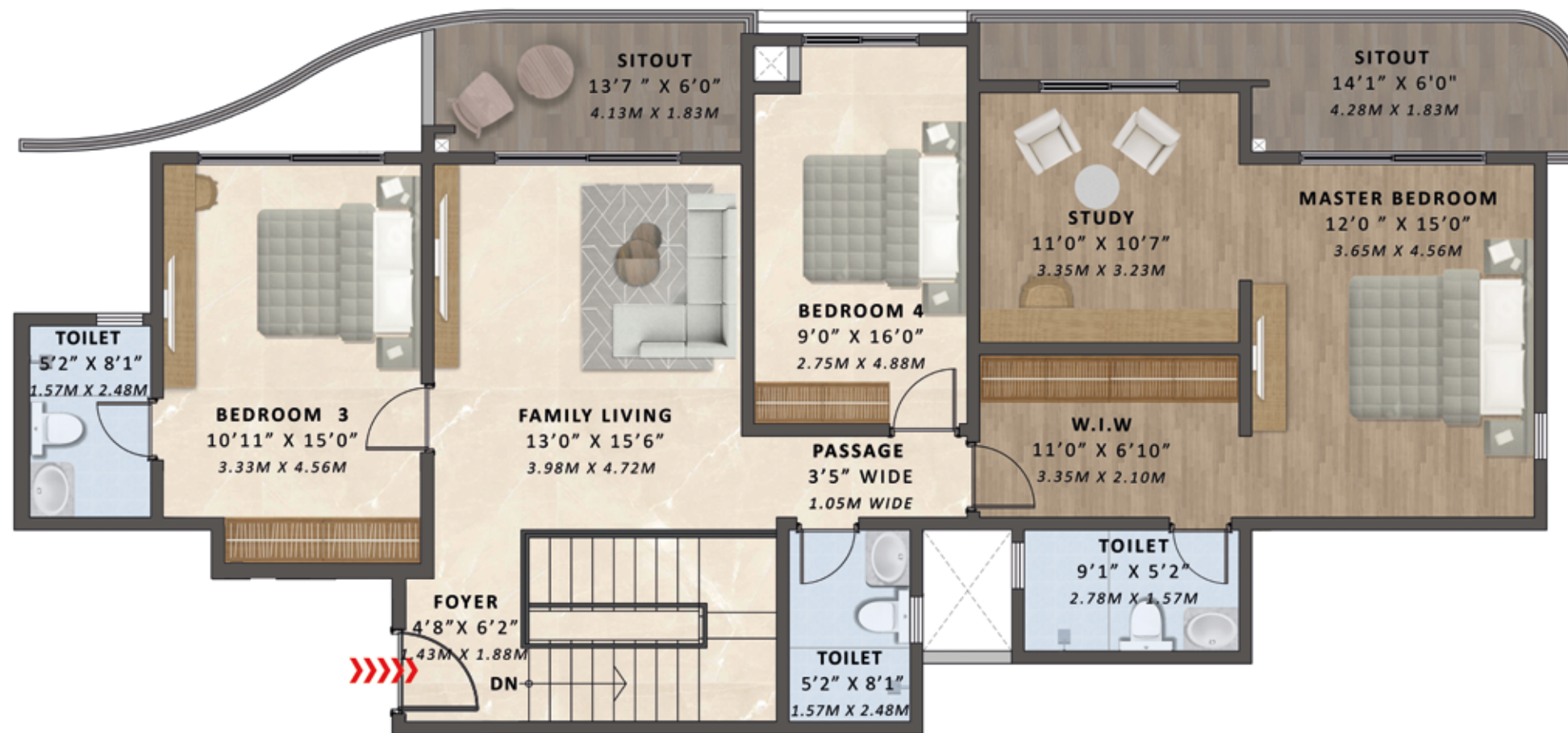
# Tower

25-26

Series-5



## UPPER DUPLEX



Cluster Plan

Key Plan



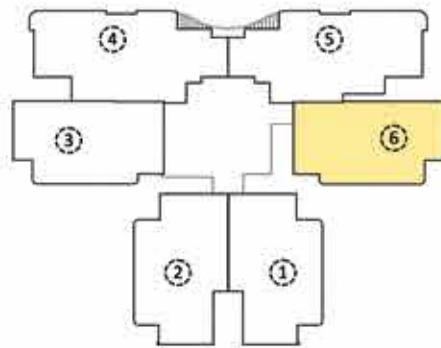
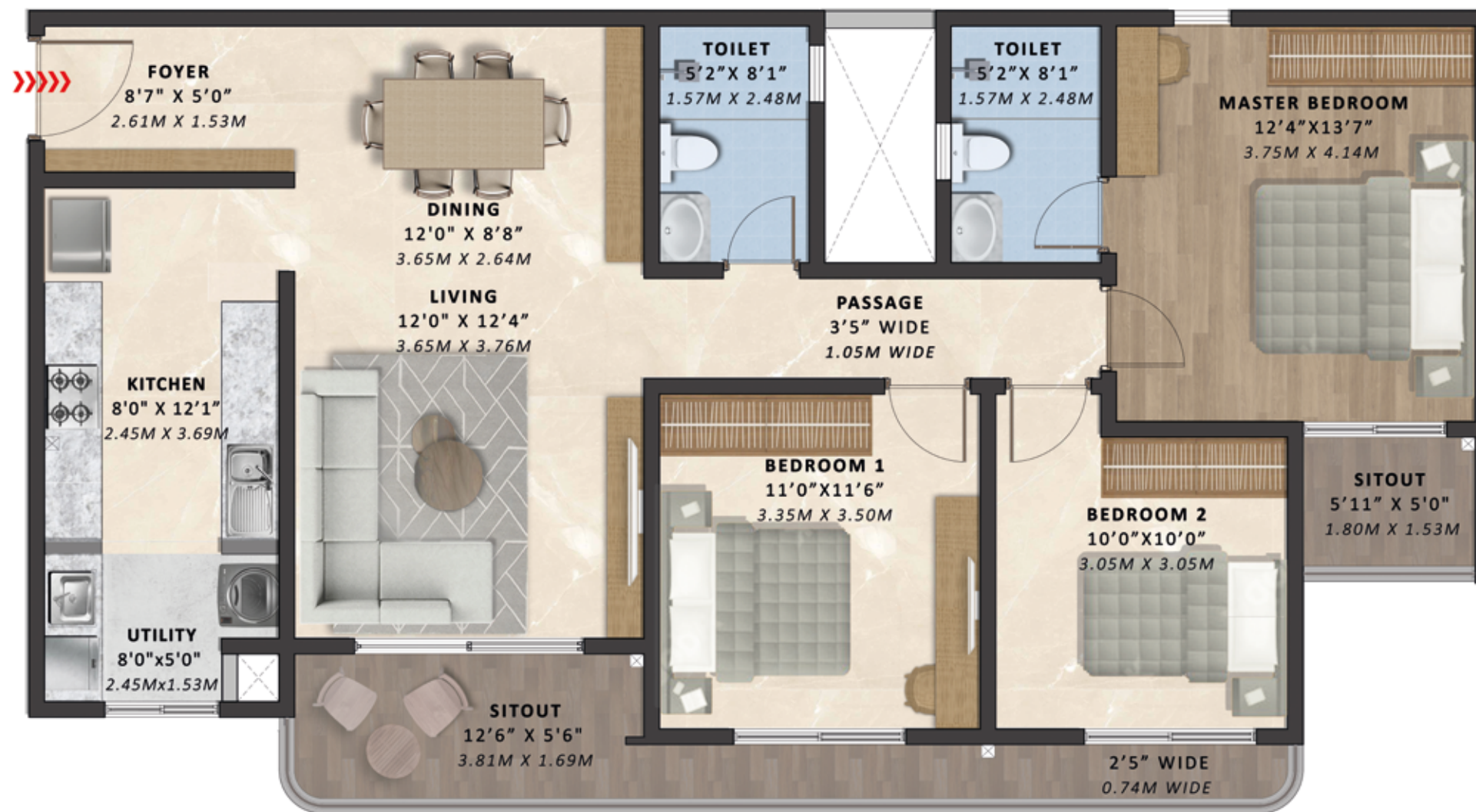
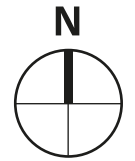
UNIT NUMBERS	UNIT TYPOLOGY	RERA CARPET (Sq.ft./Sq.m.)	EXCLUSIVE SITOUT (Sq.ft./Sq.m.)	EXCLUSIVE UTILITY (Sq.ft./Sq.m.)	TOTAL USABLE AREA (Sq.ft./Sq.m.)
12 <sup>TH</sup> FLOOR 1105	DUPLEX 5BHK+5T	2466 / 229	390 / 36.2	36 / 3.3	2892 / 268.5



# Tower

25-26

Series-6



Cluster Plan

Key Plan



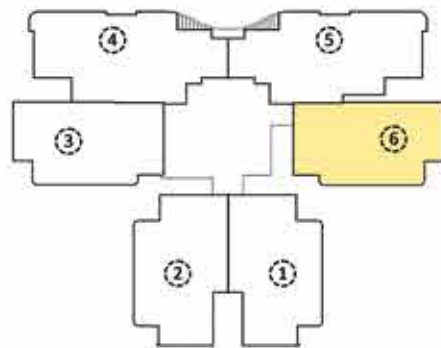
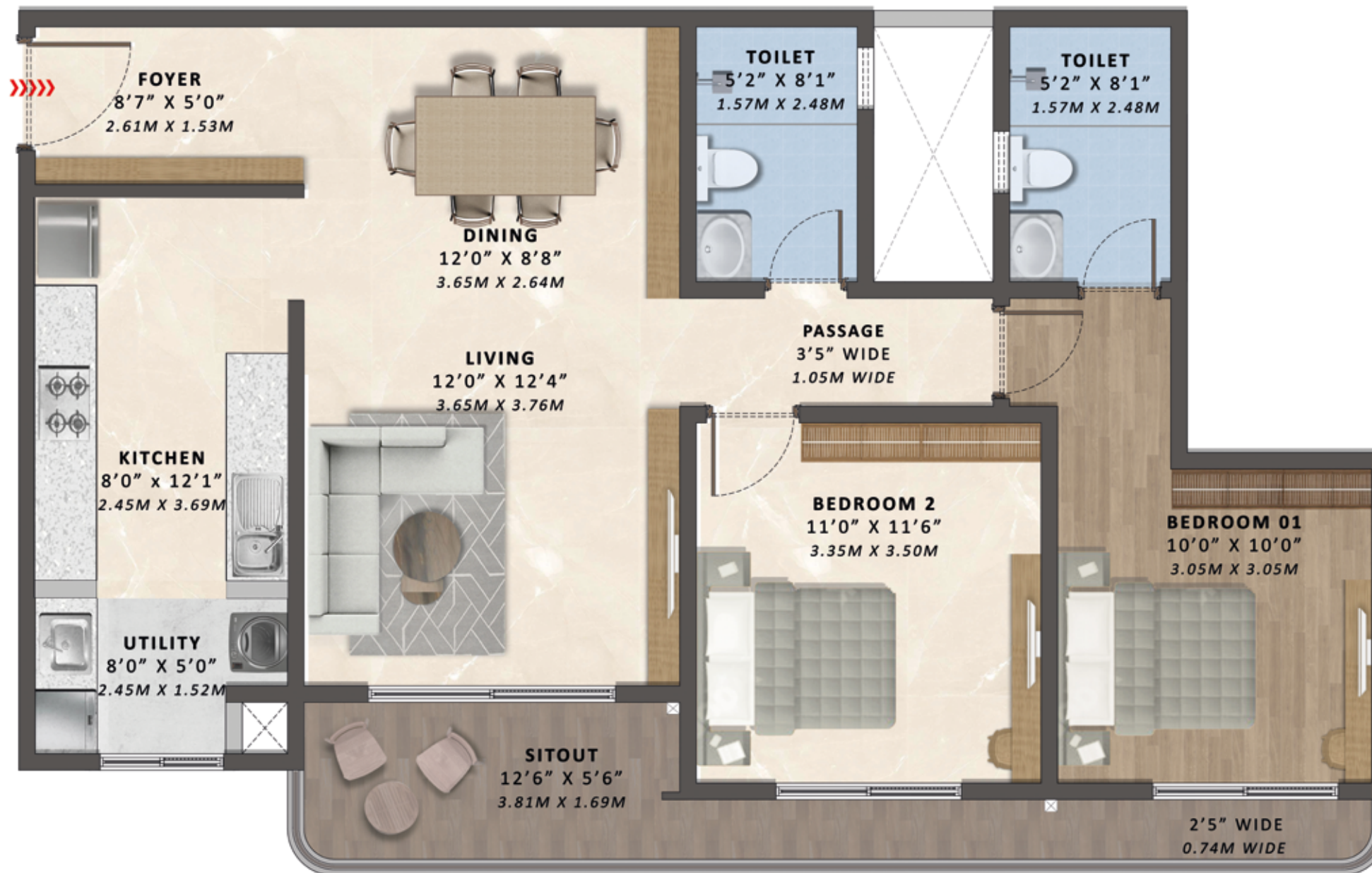
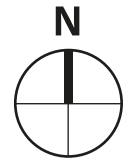
UNIT NUMBERS	UNIT TYPOLOGY	RERA CARPET (Sq.ft./Sq.m.)	EXCLUSIVE SITOUT (Sq.ft./Sq.m.)	EXCLUSIVE UTILITY (Sq.ft./Sq.m.)	TOTAL USABLE AREA (Sq.ft./Sq.m.)
206 / 306 / 406 / 506 / 606 / 706 / 806 / 906 / 1006 / 1106 / 1206	3BHK+2T	992 / 92.1	149 / 13.8	36 / 3.4	1177 / 109.3



# Tower

25-26

Series-6



Cluster Plan

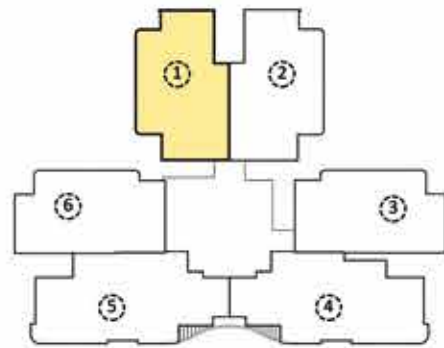
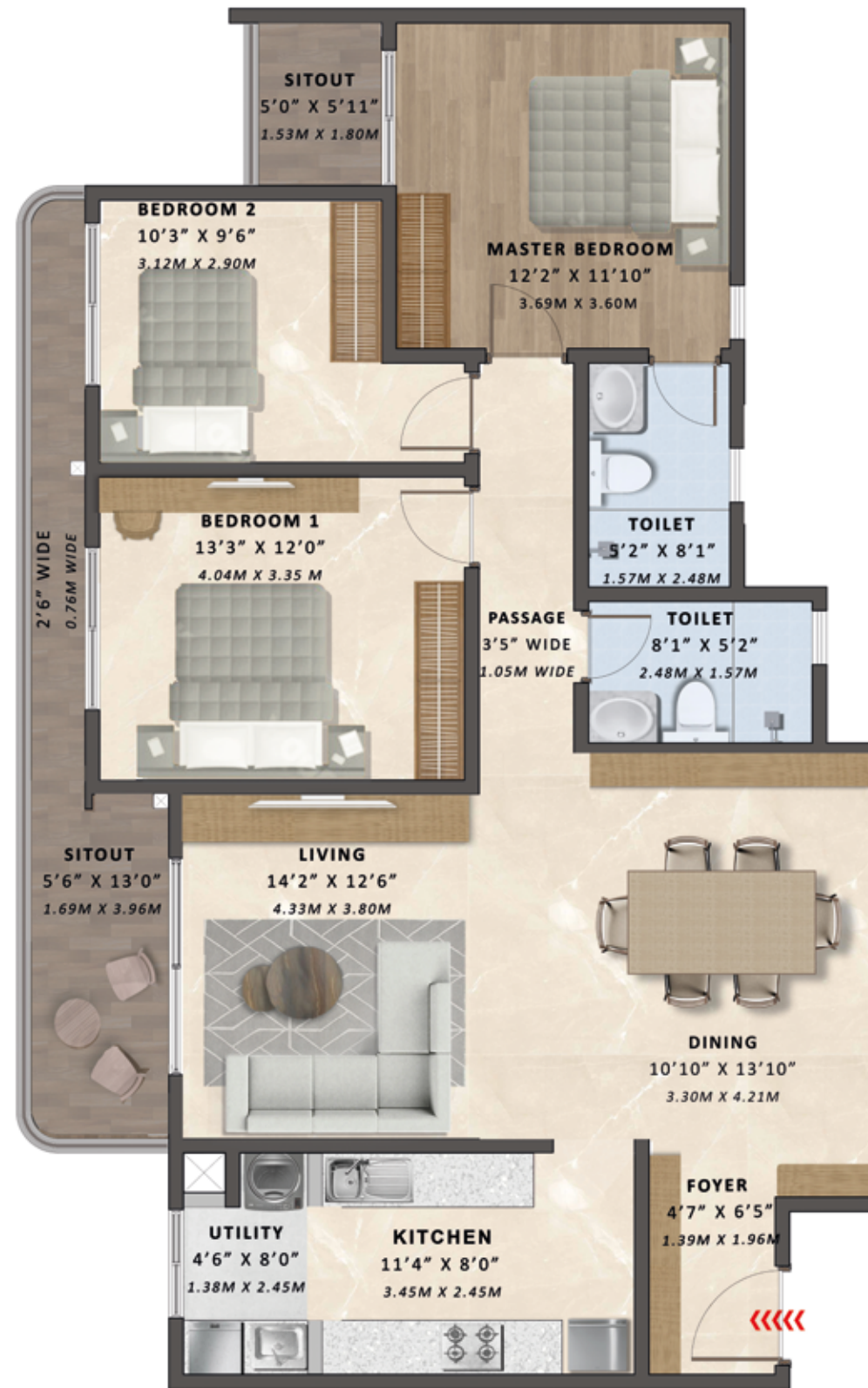
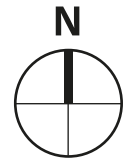
Key Plan



UNIT NUMBERS	UNIT TYPOLOGY	RERA CARPET (Sq.ft./Sq.m.)	EXCLUSIVE SITOUT (Sq.ft./Sq.m.)	EXCLUSIVE UTILITY (Sq.ft./Sq.m.)	TOTAL USABLE AREA (Sq.ft./Sq.m.)
106	2BHK+2T	810 / 75.2	120 / 11.1	36 / 3.3	966 / 89.6



# Tower 27 Series-1



Cluster Plan

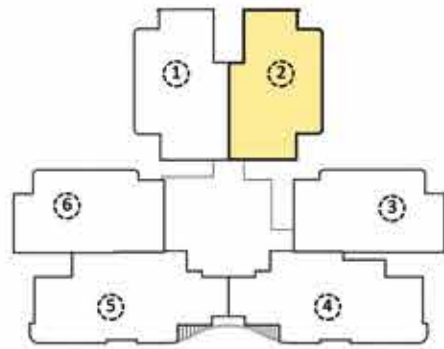
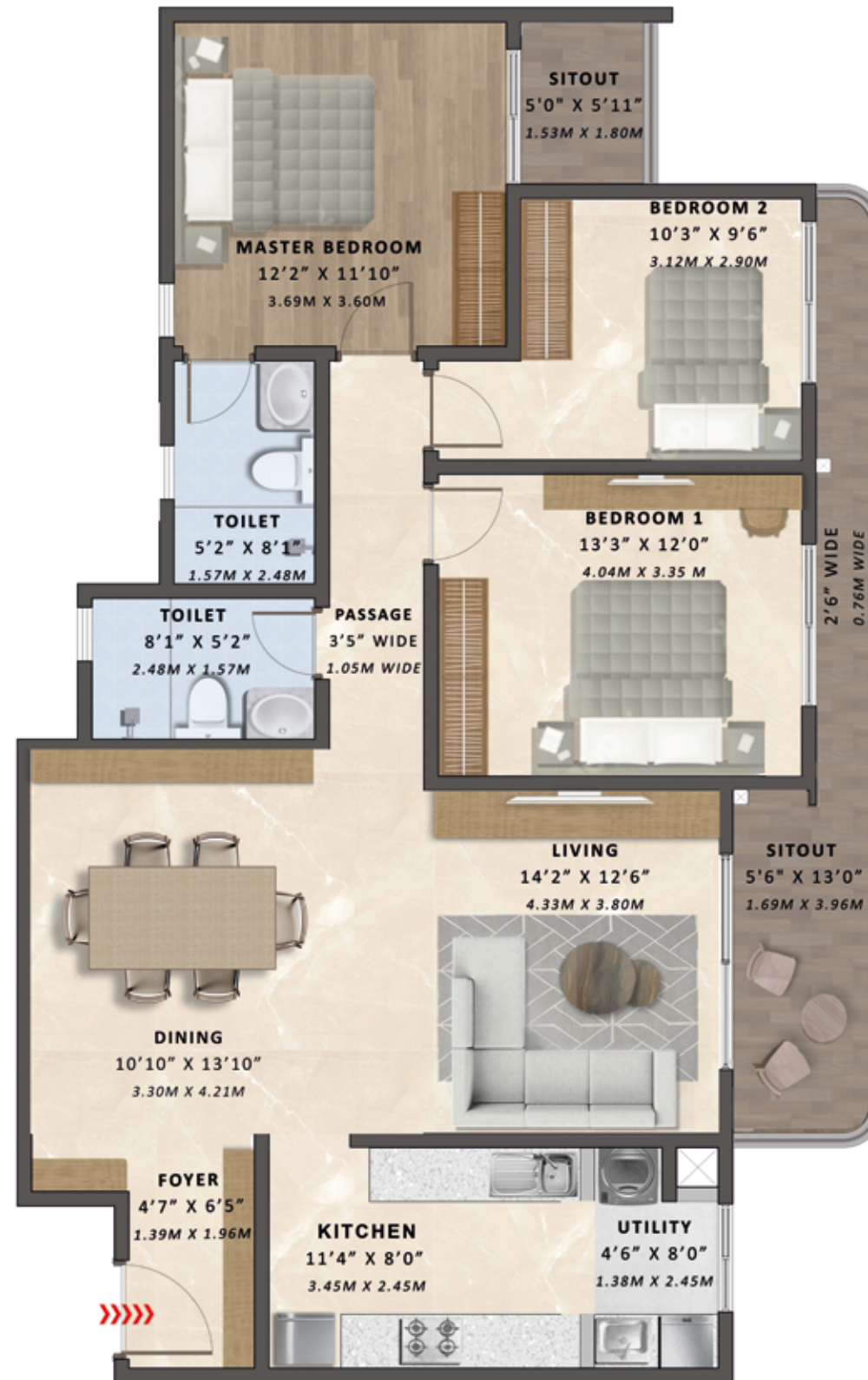
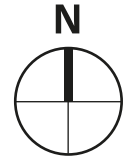
Key Plan



UNIT NUMBERS	UNIT TYPOLOGY	RERA CARPET (Sq.ft./Sq.m.)	EXCLUSIVE SITOUT (Sq.ft./Sq.m.)	EXCLUSIVE UTILITY (Sq.ft./Sq.m.)	TOTAL USABLE AREA (Sq.ft./Sq.m.)
001 / 101 / 201 / 301 / 401 / 501 / 601 / 701 / 801 / 901 / 1001 / 1101 / 1201	3BHK+2T	1067 / 99.1	153 / 14.2	32 / 2.9	1252 / 116.2



# Tower 27 Series-2



Cluster Plan

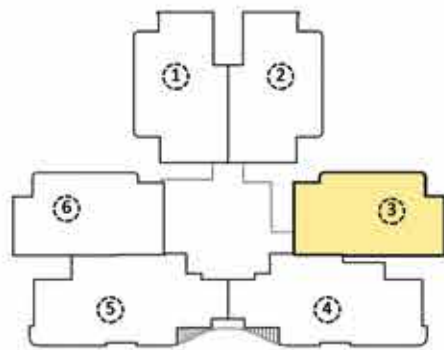
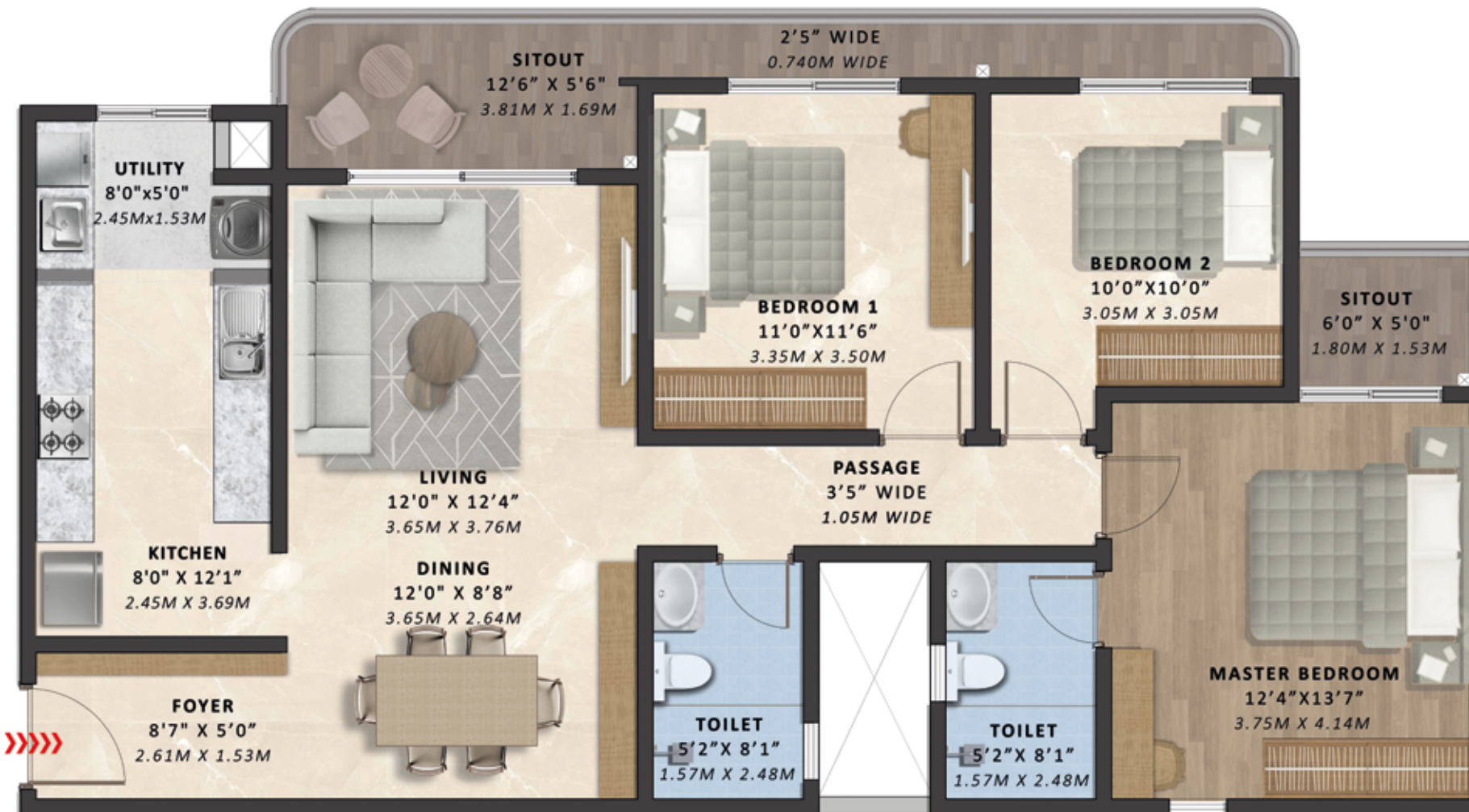
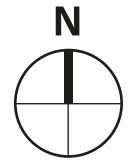


Key Plan

UNIT NUMBERS	UNIT TYPOLOGY	RERA CARPET (Sq.ft./Sq.m.)	EXCLUSIVE SITOUT (Sq.ft./Sq.m.)	EXCLUSIVE UTILITY (Sq.ft./Sq.m.)	TOTAL USABLE AREA (Sq.ft./Sq.m.)
002 / 102 / 202 / 302 / 402 / 502 / 602 / 702 / 802 / 902 / 1002 / 1102 / 1202	3BHK+2T	1067 / 99.1	153 / 14.2	32 / 2.9	1252 / 116.2



# Tower 27 Series-3



Cluster Plan

Key Plan



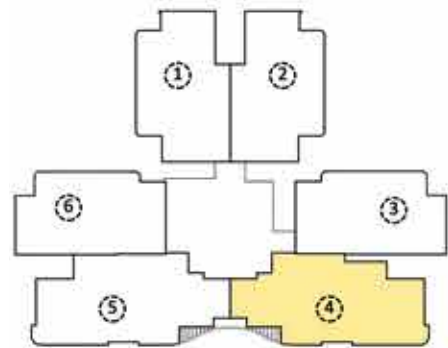
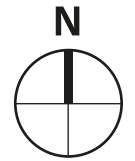
UNIT NUMBERS	UNIT TYPOLOGY	RERA CARPET (Sq.ft./Sq.m.)	EXCLUSIVE SITOUT (Sq.ft./Sq.m.)	EXCLUSIVE UTILITY (Sq.ft./Sq.m.)	TOTAL USABLE AREA (Sq.ft./Sq.m.)
203 / 303 / 403 / 503 / 603 / 703 / 803 / 903 / 1003 / 1103 / 1203	3BHK+2T	992 / 92.1	149 / 13.8	36 / 3.3	1177 / 109.2



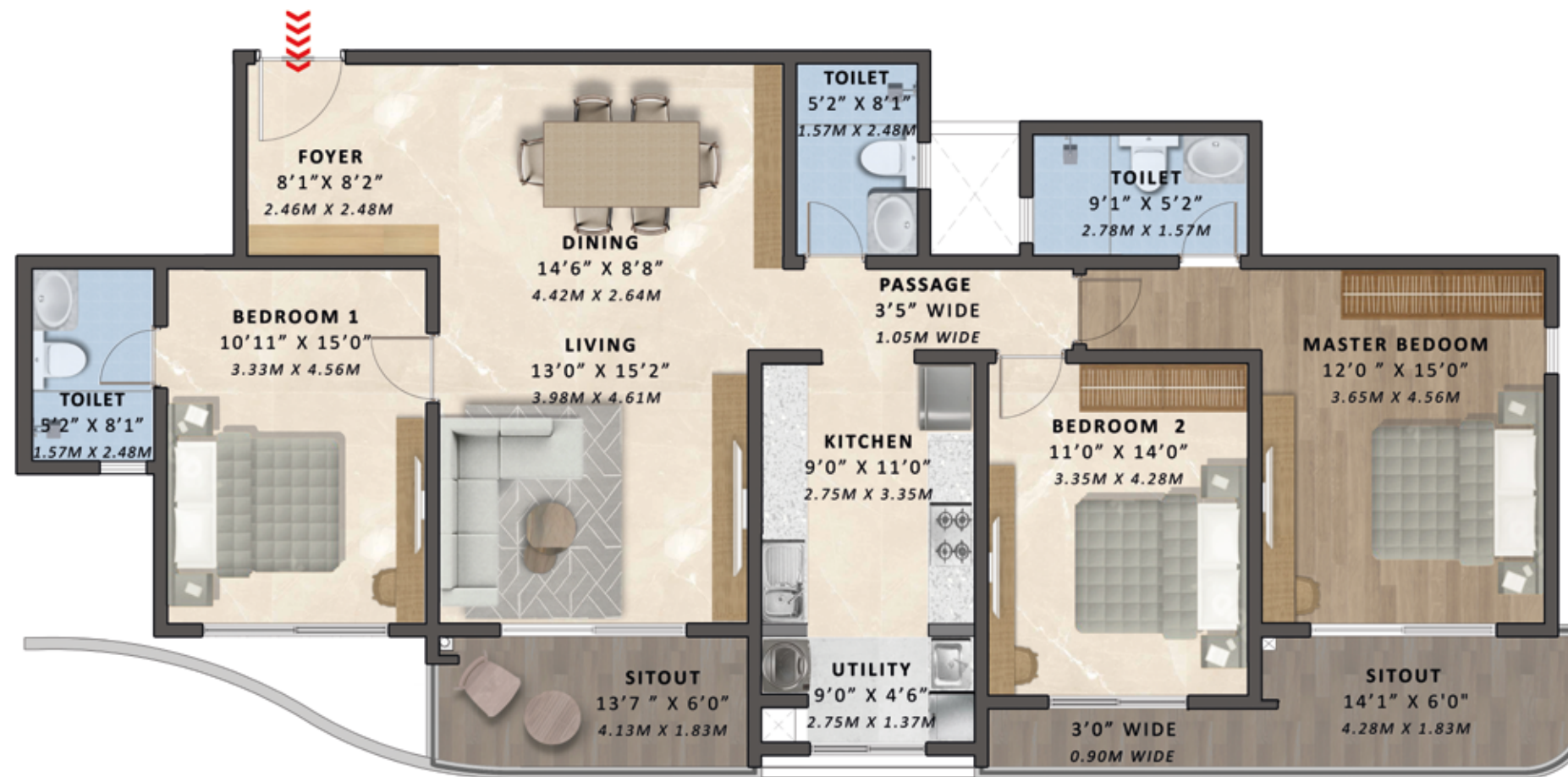
# Tower

27

Series-4



Cluster Plan



Key Plan



UNIT NUMBERS	UNIT TYPOLOGY	RERA CARPET (Sq.ft./Sq.m.)	EXCLUSIVE SITOUT (Sq.ft./Sq.m.)	EXCLUSIVE UTILITY (Sq.ft./Sq.m.)	TOTAL USABLE AREA (Sq.ft./Sq.m.)
004 / 104 / 204 / 304 / 404 / 504 / 604 / 704 / 804 / 904 / 1004	3BHK+3T	1260 / 117.05	195 / 18.1	36 / 3.3	1492 / 132.45



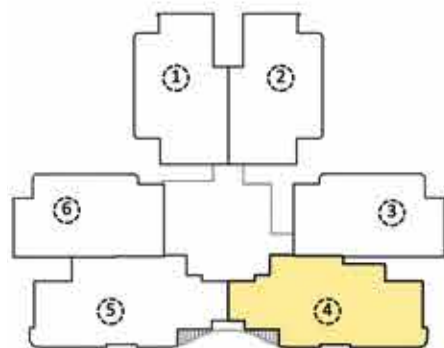
# Tower

27

Series-4



## LOWER DUPLEX



Cluster Plan

Key Plan



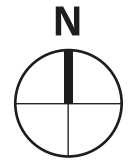
UNIT NUMBERS	UNIT TYPOLOGY	RERA CARPET (Sq.ft./Sq.m.)	EXCLUSIVE SITOUT (Sq.ft./Sq.m.)	EXCLUSIVE UTILITY (Sq.ft./Sq.m.)	TOTAL USABLE AREA (Sq.ft./Sq.m.)
11 <sup>TH</sup> FLOOR - 1104	DUPLEX 5BHK+5T	2557 / 237.5	390 / 36.2	36 / 3.3	2983 / 277



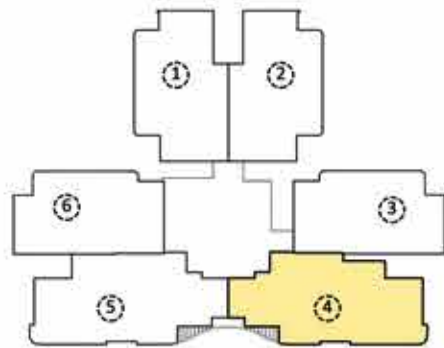
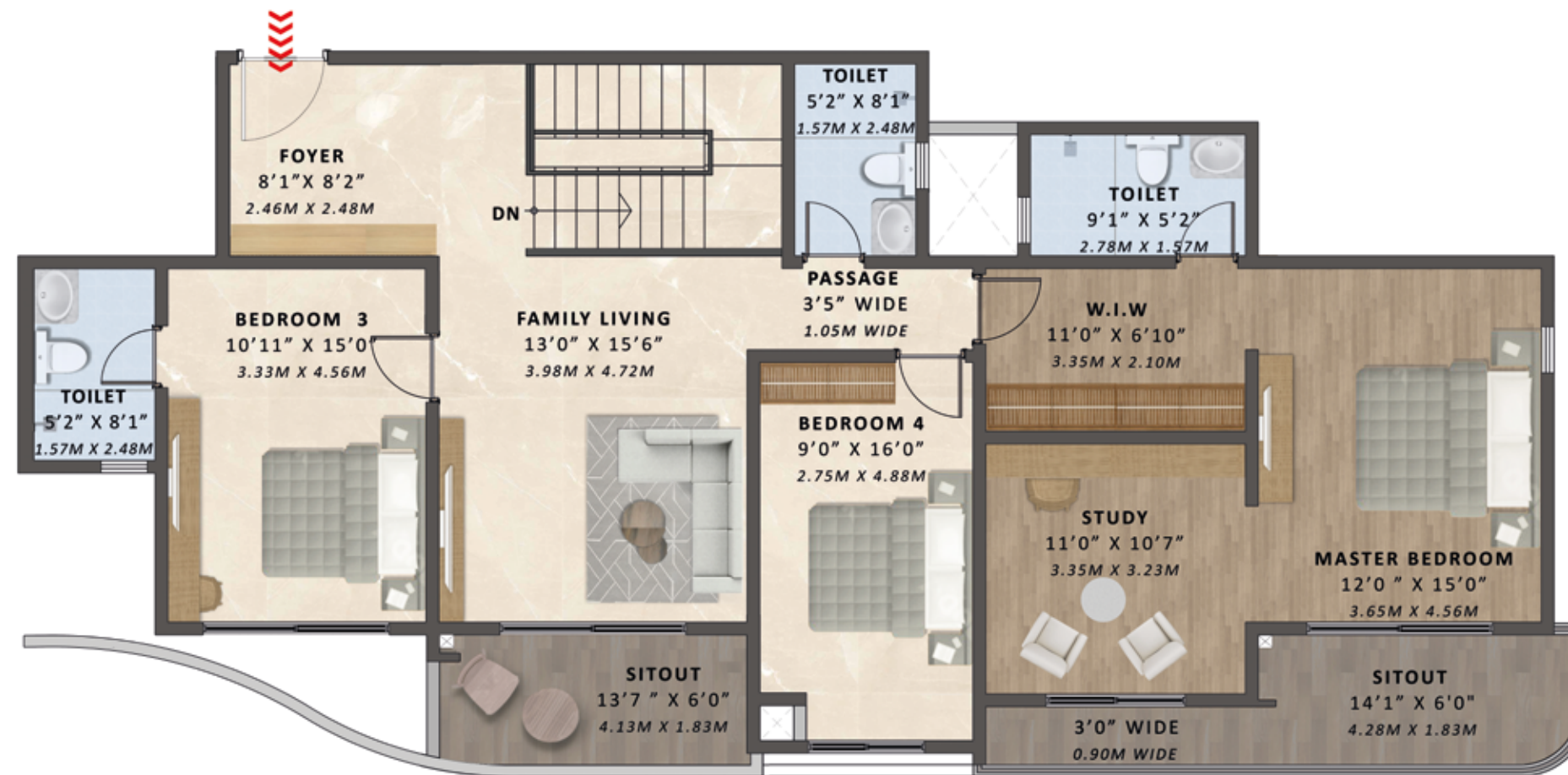
# Tower

27

Series-4



## UPPER DUPLEX



Cluster Plan

Key Plan



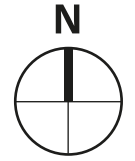
UNIT NUMBERS	UNIT TYPOLOGY	RERA CARPET (Sq.ft./Sq.m.)	EXCLUSIVE SITOUT (Sq.ft./Sq.m.)	EXCLUSIVE UTILITY (Sq.ft./Sq.m.)	TOTAL USABLE AREA (Sq.ft./Sq.m.)
12 <sup>TH</sup> FLOOR - 1104	DUPLEX 5BHK+5T	2557 / 237.5	390 / 36.2	36 / 3.3	2983 / 277



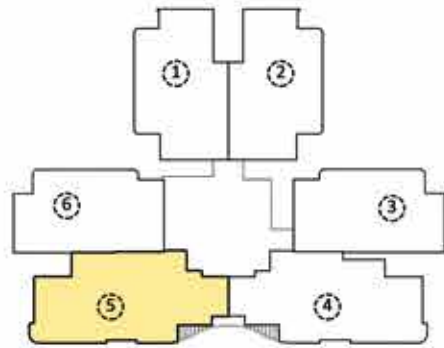
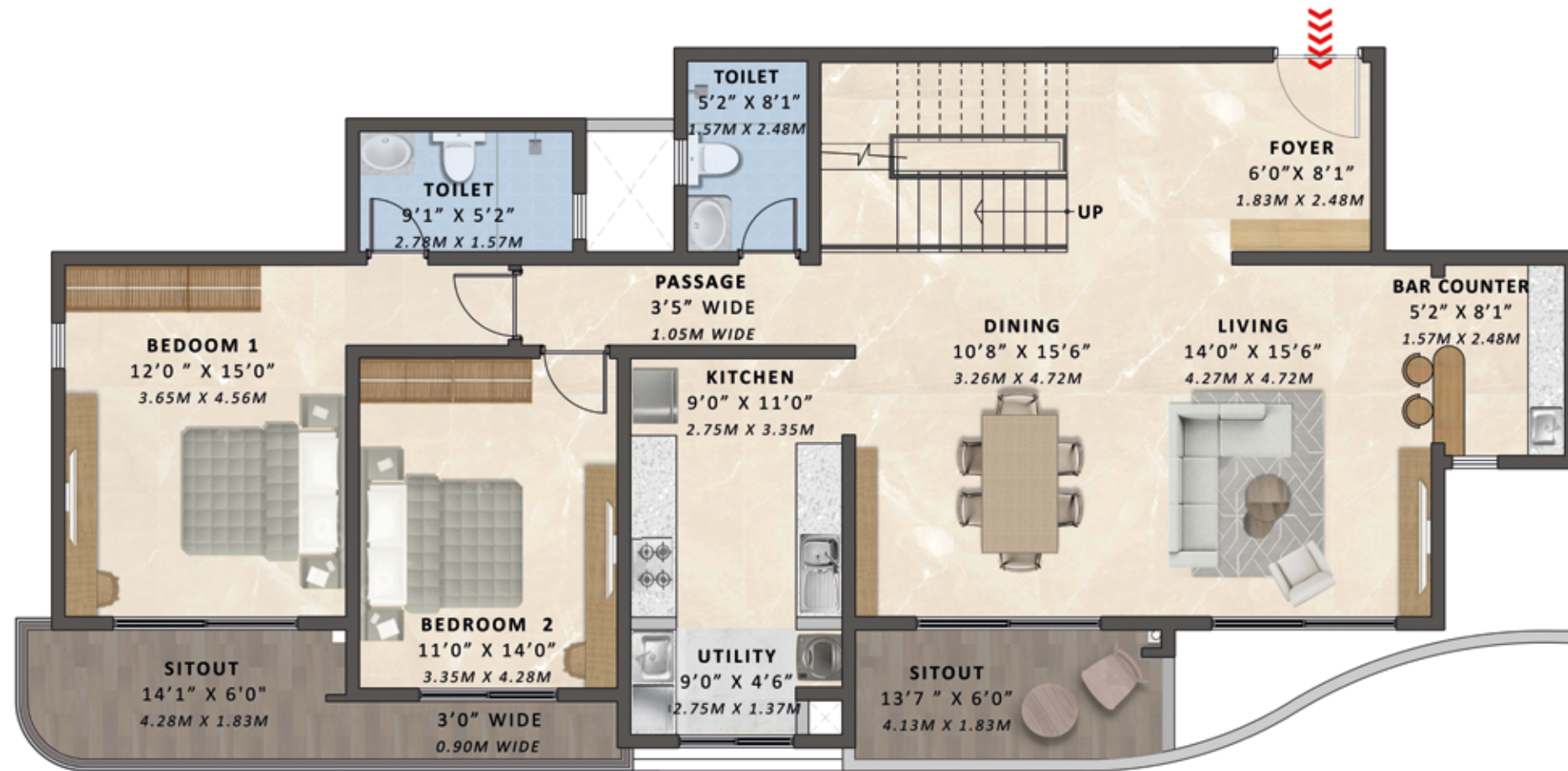
# Tower

27

Series-5



## LOWER DUPLEX



Cluster Plan

Key Plan



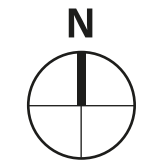
UNIT NUMBERS	UNIT TYPOLOGY	RERA CARPET (Sq.ft./Sq.m.)	EXCLUSIVE SITOUT (Sq.ft./Sq.m.)	EXCLUSIVE UTILITY (Sq.ft./Sq.m.)	TOTAL USABLE AREA (Sq.ft./Sq.m.)
11 <sup>TH</sup> FLOOR - 1105	DUPLEX 5BHK+5T	2557 / 237.5	390 / 36.2	36 / 3.3	2983 / 277



# Tower

27

Series-5



## UPPER DUPLEX



Cluster Plan



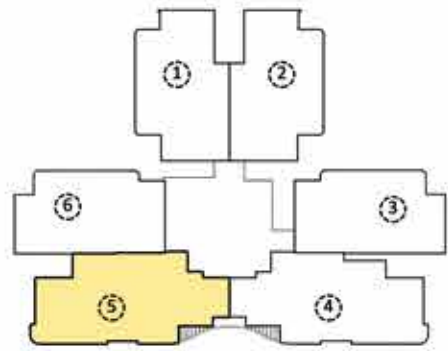
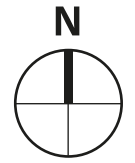
Key Plan



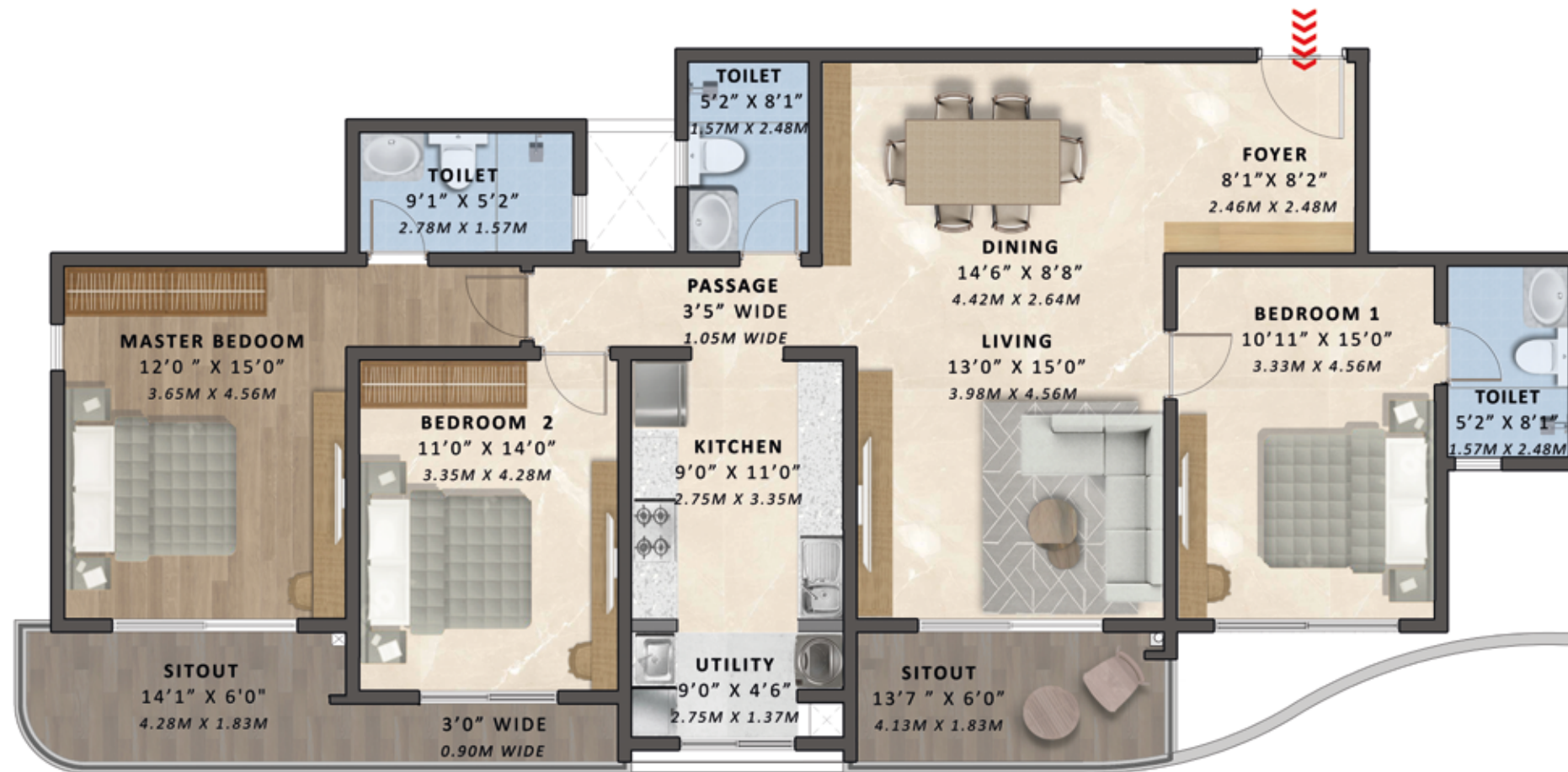
UNIT NUMBERS	UNIT TYPOLOGY	RERA CARPET (Sq.ft./Sq.m.)	EXCLUSIVE SITOUT (Sq.ft./Sq.m.)	EXCLUSIVE UTILITY (Sq.ft./Sq.m.)	TOTAL USABLE AREA (Sq.ft./Sq.m.)
12 <sup>TH</sup> FLOOR - 1105	DUPLEX 5BHK+5T	2557 / 237.5	390 / 36.2	36 / 3.3	2983 / 277



# Tower 27 Series-5



Cluster Plan



Key Plan



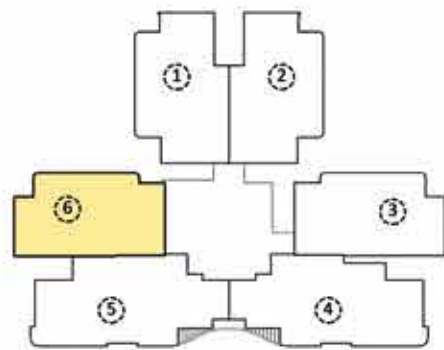
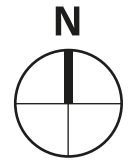
UNIT NUMBERS	UNIT TYPOLOGY	RERA CARPET (Sq.ft./Sq.m.)	EXCLUSIVE SITOUT (Sq.ft./Sq.m.)	EXCLUSIVE UTILITY (Sq.ft./Sq.m.)	TOTAL USABLE AREA (Sq.ft./Sq.m.)
005 / 105 / 205 / 305 / 405 / 505 / 605 / 705 / 805 / 905 / 1005	3BHK+3T	1260 / 117.05	195 / 18.1	36 / 3.3	1492 / 132.45



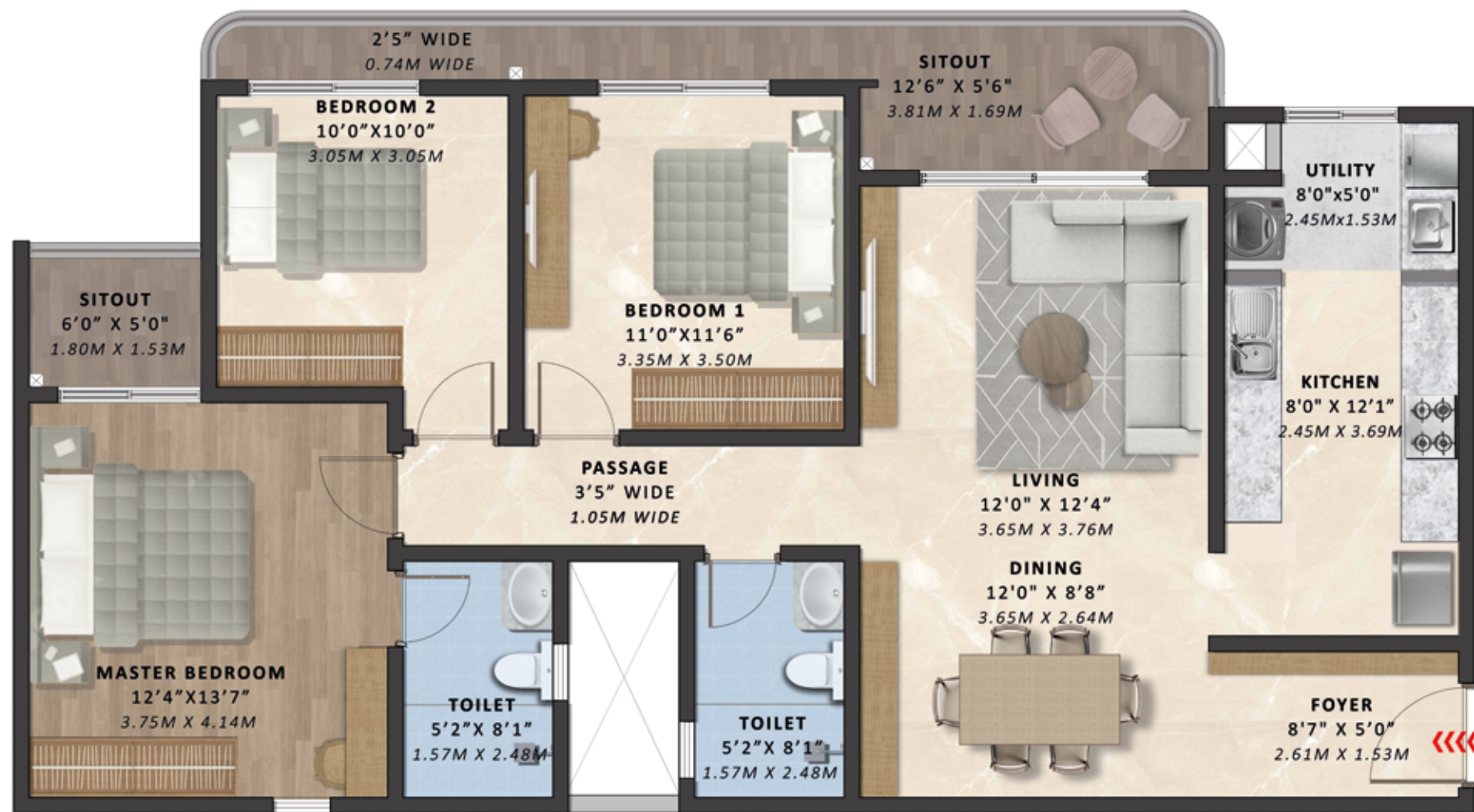
# Tower

27

Series-6



Cluster Plan



Key Plan



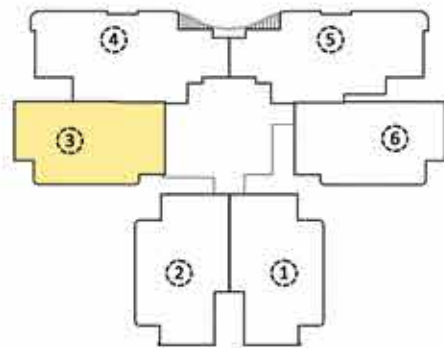
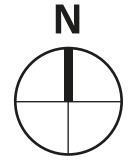
UNIT NUMBERS	UNIT TYPOLOGY	RERA CARPET (Sq.ft./Sq.m.)	EXCLUSIVE SITOUT (Sq.ft./Sq.m.)	EXCLUSIVE UTILITY (Sq.ft./Sq.m.)	TOTAL USABLE AREA (Sq.ft./Sq.m.)
006 / 106 / 206 / 306 / 406 / 506 / 606 / 706 / 806 / 906 / 1006 / 1106 / 1206	3BHK+2T	992 / 92.1	149 / 13.8	36 / 3.3	1177 / 109.2



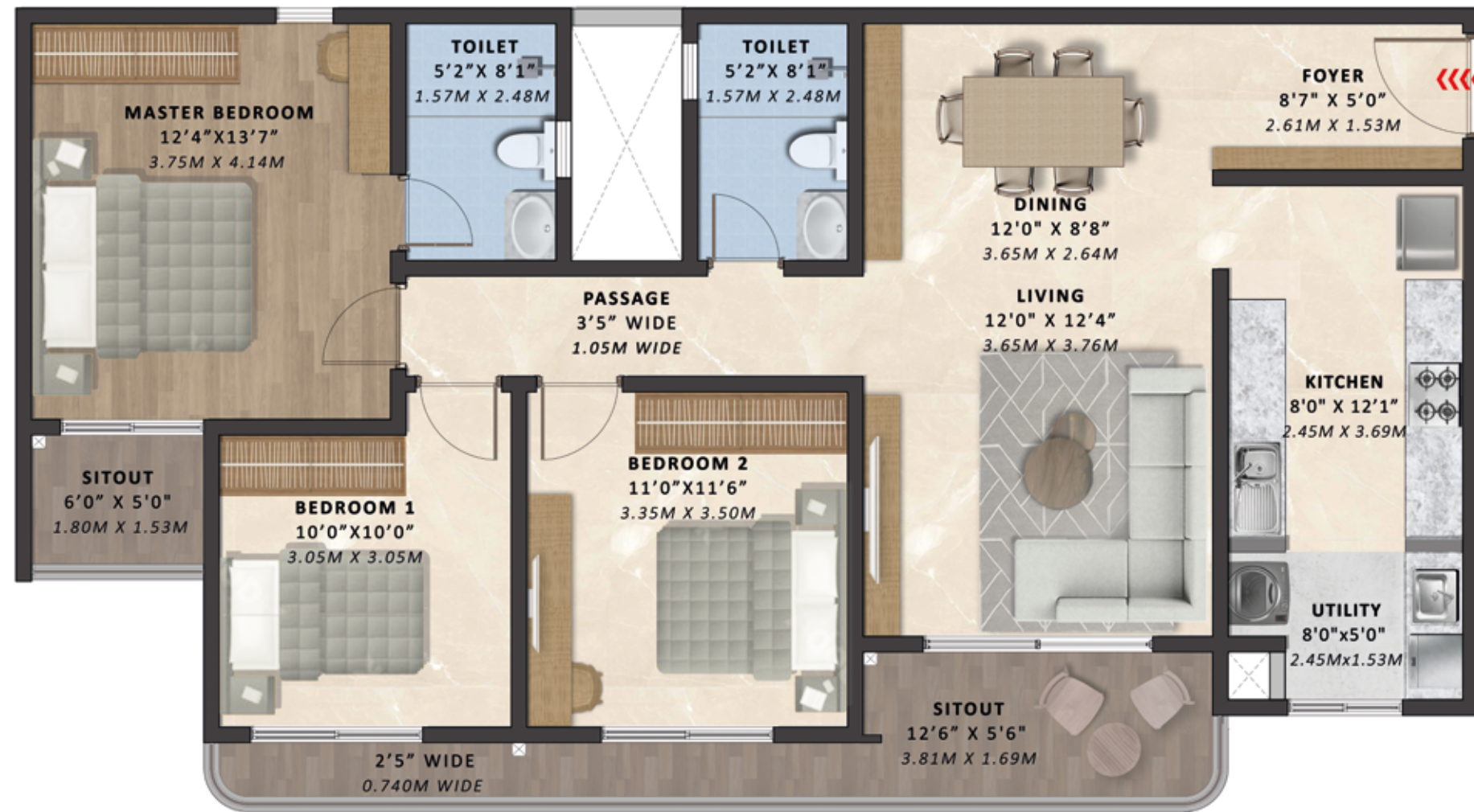
# Tower

## 28, 29 & 31

### Series-3



Cluster Plan



Key Plan



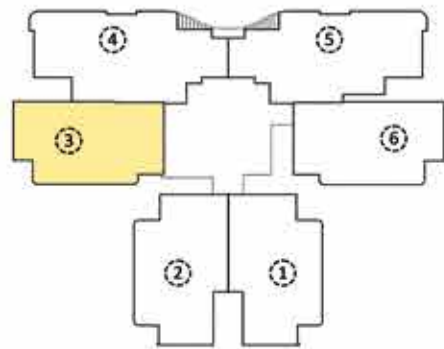
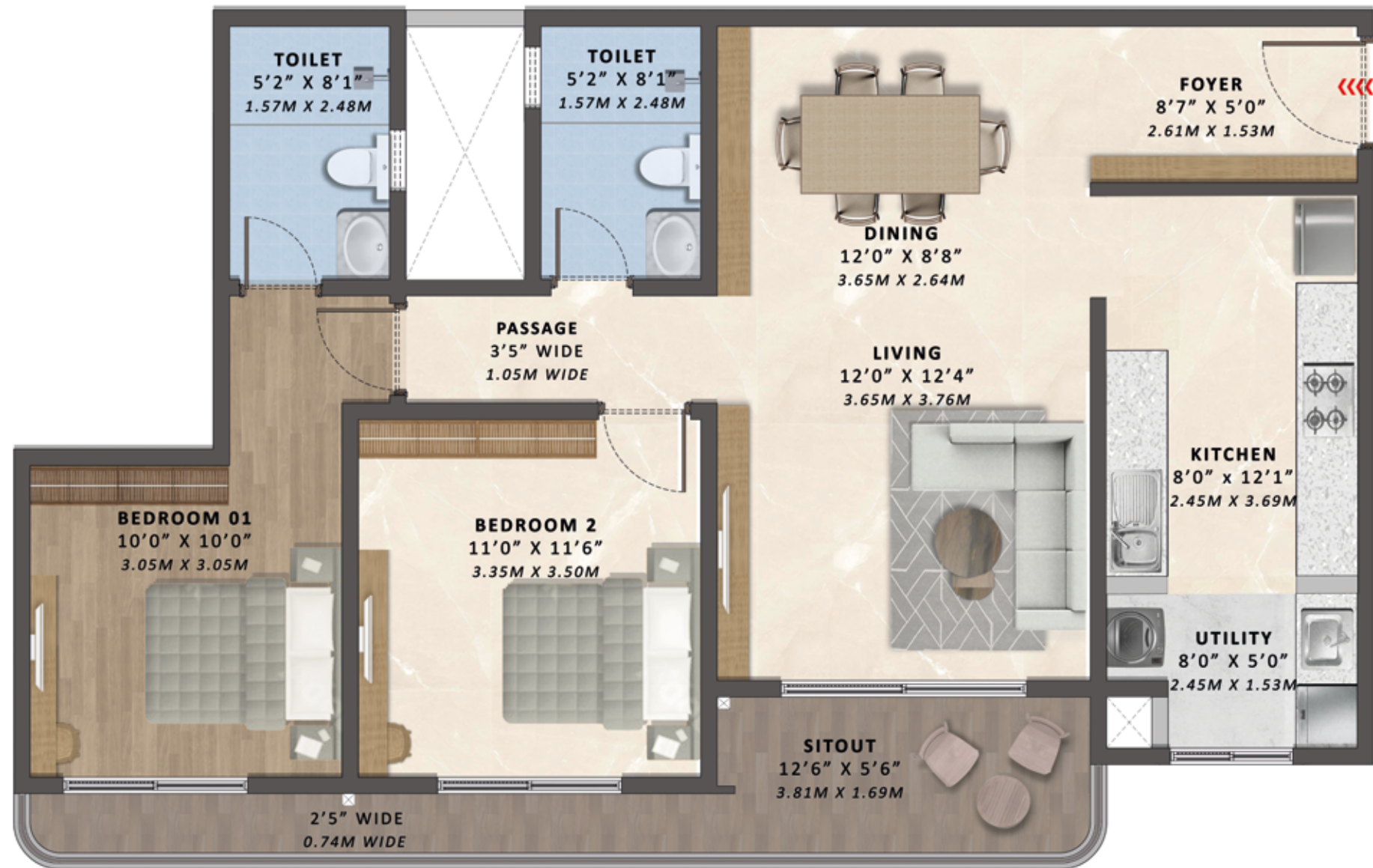
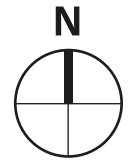
UNIT NUMBERS	UNIT TYPOLOGY	RERA CARPET (Sq.ft./Sq.m.)	EXCLUSIVE SITOUT (Sq.ft./Sq.m.)	EXCLUSIVE UTILITY (Sq.ft./Sq.m.)	TOTAL USABLE AREA (Sq.ft./Sq.m.)
TOWER 28 & 29 : 203-1203 TOWER 31 : 203-1003	3B+2T	992 / 92.1	149 / 13.8	36 / 3.3	1177 / 109.2



# Tower

## 29-31

### Series-3



Cluster Plan

Key Plan



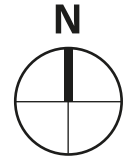
UNIT NUMBERS	UNIT TYPOLOGY	RERA CARPET (Sq.ft./Sq.m.)	EXCLUSIVE SITOUT (Sq.ft./Sq.m.)	EXCLUSIVE UTILITY (Sq.ft./Sq.m.)	TOTAL USABLE AREA (Sq.ft./Sq.m.)
TOWER 28,29 & 31 : 103	2BHK+2T	810 / 75.2	120 / 11.1	36 / 3.3	966 / 89.6



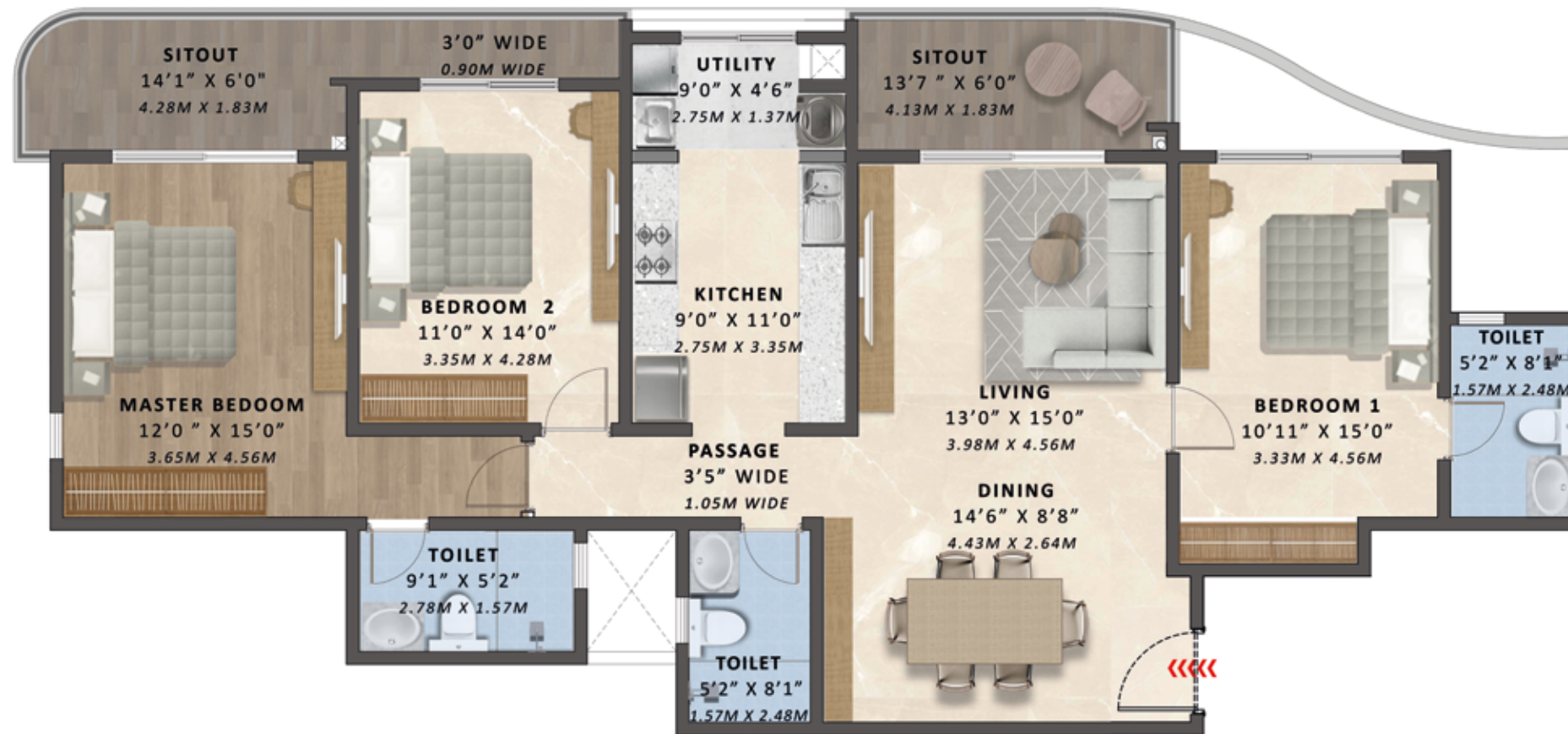
# Tower

## 28, 29 & 31

### Series-4



Cluster Plan



Key Plan



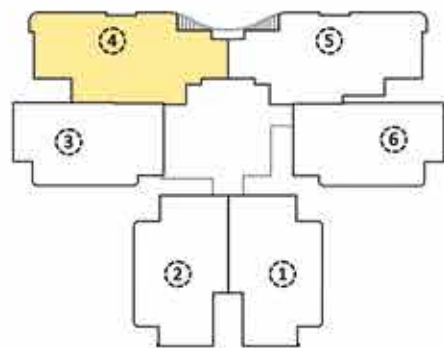
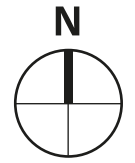
UNIT NUMBERS	UNIT TYPOLOGY	RERA CARPET (Sq.ft./Sq.m.)	EXCLUSIVE SITOUT (Sq.ft./Sq.m.)	EXCLUSIVE UTILITY (Sq.ft./Sq.m.)	TOTAL USABLE AREA (Sq.ft./Sq.m.)
TOWER 28 & 29 : 204-1004 TOWER 31 : 204-804	3BHK+3T	1211 / 112.5	195 / 18	36 / 3.3	1442 / 133.8



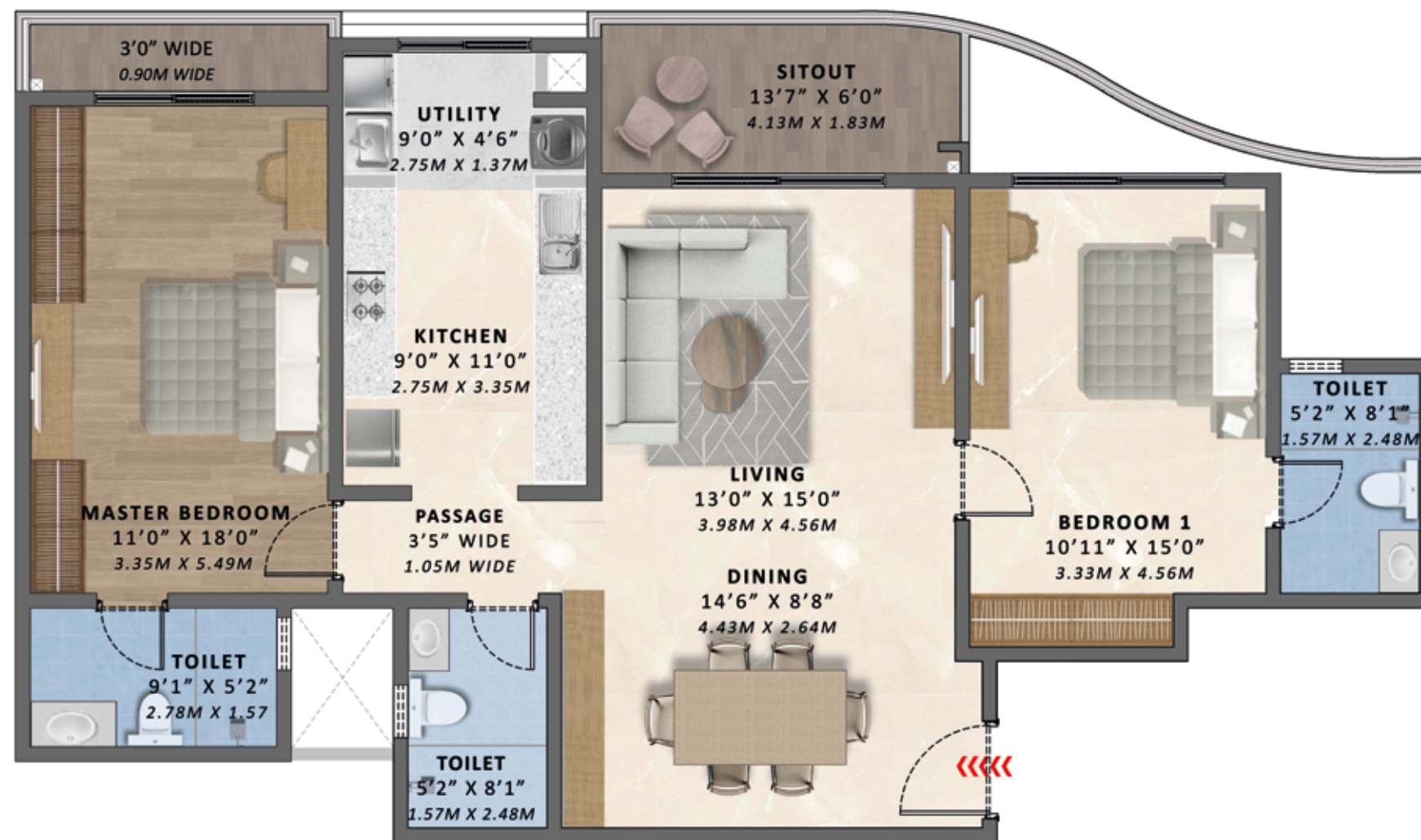
# Tower

## 28, 29 & 31

### Series-4



Cluster Plan



Key Plan

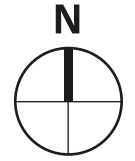
UNIT NUMBERS	UNIT TYPOLOGY	RERA CARPET (Sq.ft./Sq.m.)	EXCLUSIVE SITOUT (Sq.ft./Sq.m.)	EXCLUSIVE UTILITY (Sq.ft./Sq.m.)	TOTAL USABLE AREA (Sq.ft./Sq.m.)
TOWER 28,29 & 31 : 004 & 104	2BHK+3T	1020 / 94.7	79 / 7.3	36 / 3.3	1136 / 105.3



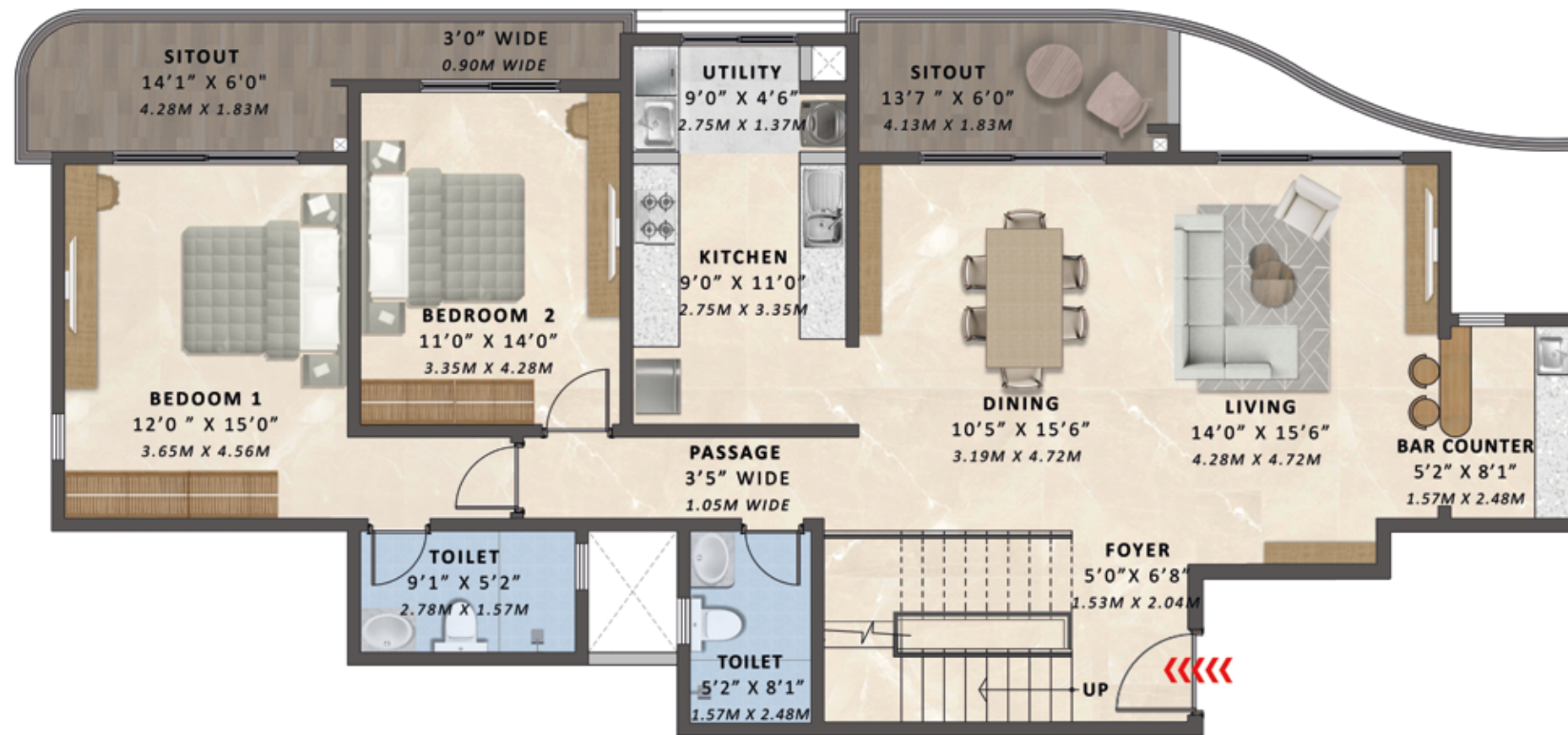
# Tower

## 28, 29 & 31

### Series-4



Cluster Plan



Key Plan



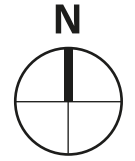
UNIT NUMBERS	UNIT TYPOLOGY	RERA CARPET (Sq.ft./Sq.m.)	EXCLUSIVE SITOUT (Sq.ft./Sq.m.)	EXCLUSIVE UTILITY (Sq.ft./Sq.m.)	TOTAL USABLE AREA (Sq.ft./Sq.m.)
TOWER 28 & 29 : 1104 TOWER 31 : 904	DUPLEX 5BHK+5T	2466 / 229	390 / 36.2	36 / 3.3	2892 / 268.5



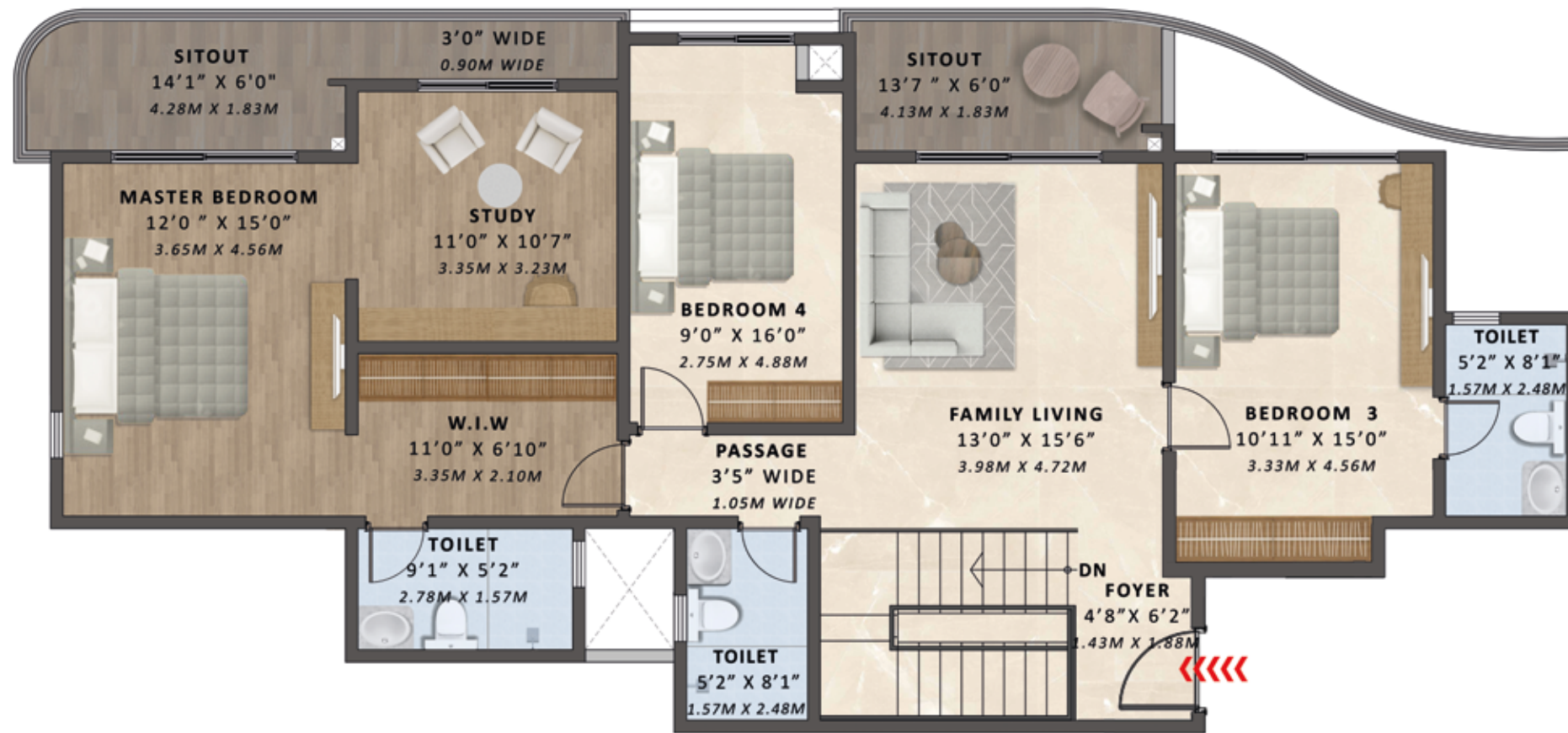
# Tower

## 28, 29 & 31

### Series-4



Cluster Plan



Key Plan



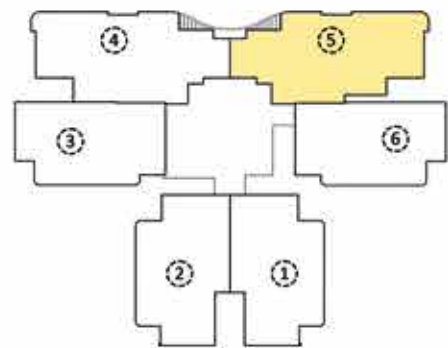
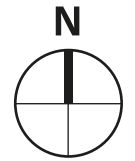
UNIT NUMBERS	UNIT TYPOLOGY	RERA CARPET (Sq.ft./Sq.m.)	EXCLUSIVE SITOUT (Sq.ft./Sq.m.)	EXCLUSIVE UTILITY (Sq.ft./Sq.m.)	TOTAL USABLE AREA (Sq.ft./Sq.m.)
TOWER 28 & 29 : 1104 TOWER 31 : 904	DUPLEX 5BHK+5T	2466 / 229	390 / 36.2	36 / 3.3	2892 / 268.5



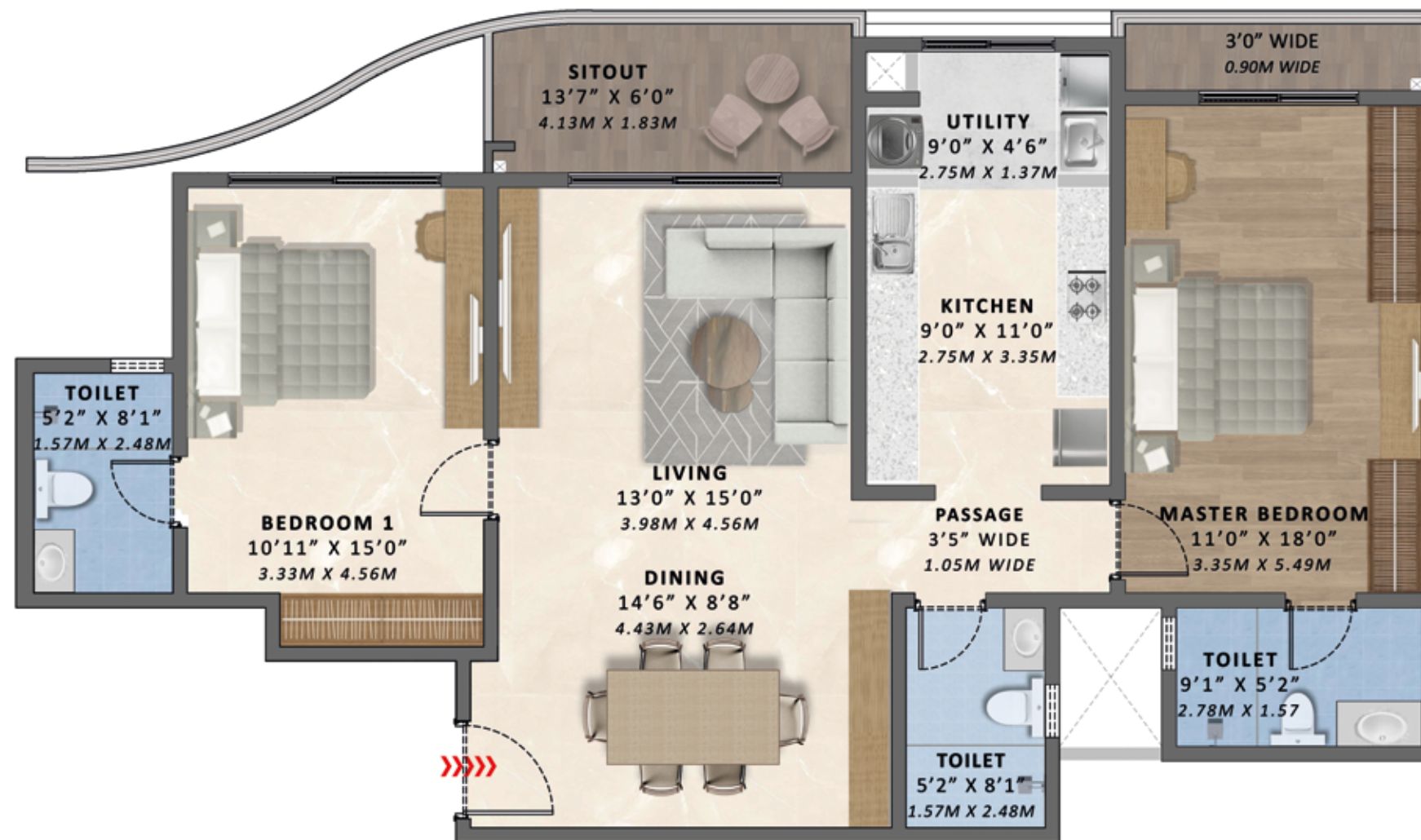
# Tower

## 28 & 29

### Series-5



Cluster Plan



Key Plan



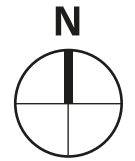
UNIT NUMBERS	UNIT TYPOLOGY	RERA CARPET (Sq.ft./Sq.m.)	EXCLUSIVE SITOUT (Sq.ft./Sq.m.)	EXCLUSIVE UTILITY (Sq.ft./Sq.m.)	TOTAL USABLE AREA (Sq.ft./Sq.m.)
TOWER 28 & 29: 005 & 105	2BHK+3T	1020 / 94.7	79 / 7.3	36 / 3.3	1136 / 105.3



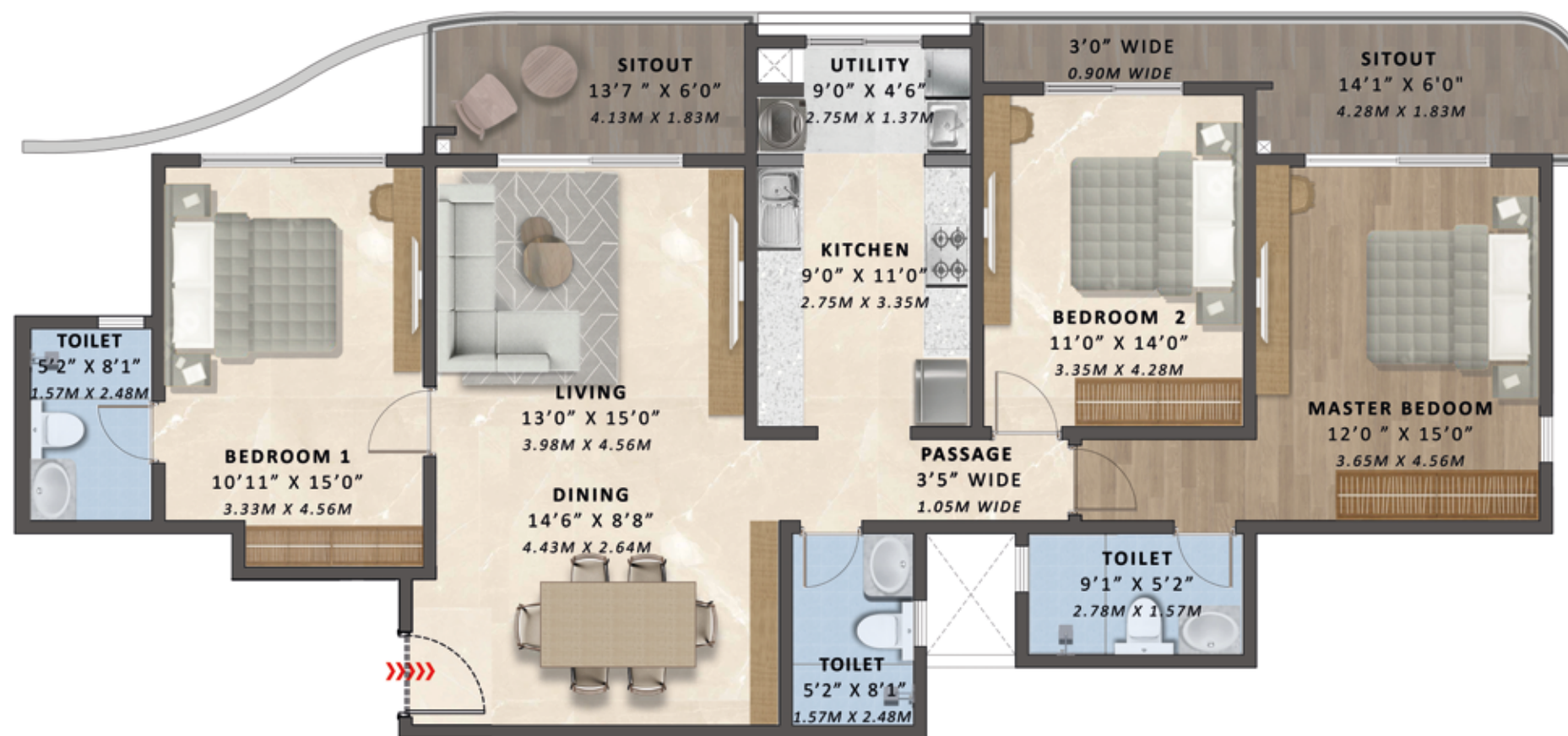
# Tower

## 28-29-31

### Series-5



Cluster Plan



Key Plan



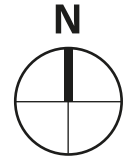
UNIT NUMBERS	UNIT TYPOLOGY	RERA CARPET (Sq.ft./Sq.m.)	EXCLUSIVE SITOUT (Sq.ft./Sq.m.)	EXCLUSIVE UTILITY (Sq.ft./Sq.m.)	TOTAL USABLE AREA (Sq.ft./Sq.m.)
TOWER 28 & 29 : 205-1005 TOWER 31 : 005-805	3BHK+3T	1211 / 112.5	195 / 18	36 / 3.3	1442 / 133.8



# Tower

## 28-29-31

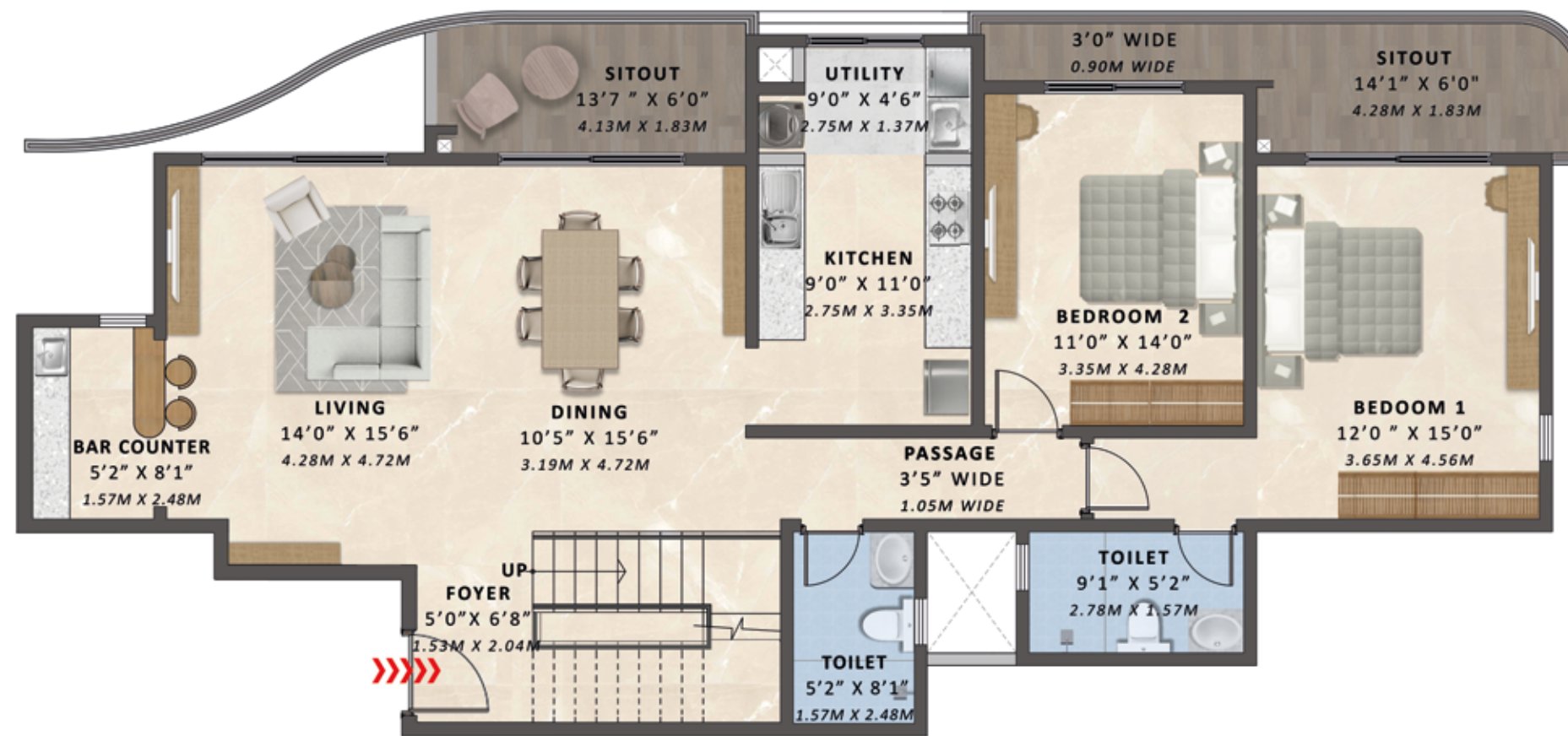
Series-5



## LOWER DUPLEX



Cluster Plan



Key Plan



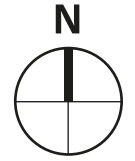
UNIT NUMBERS	UNIT TYPOLOGY	RERA CARPET (Sq.ft./Sq.m.)	EXCLUSIVE SITOUT (Sq.ft./Sq.m.)	EXCLUSIVE UTILITY (Sq.ft./Sq.m.)	TOTAL USABLE AREA (Sq.ft./Sq.m.)
11 <sup>TH</sup> FLOOR TOWER 28 & 29 : 1105 9 <sup>TH</sup> FLOOR TOWER 31 : 905	DUPLEX 5BHK+5T	2466 / 229	390 / 36.2	36 / 3.3	2892 / 268.5



# Tower

## 28-29-31

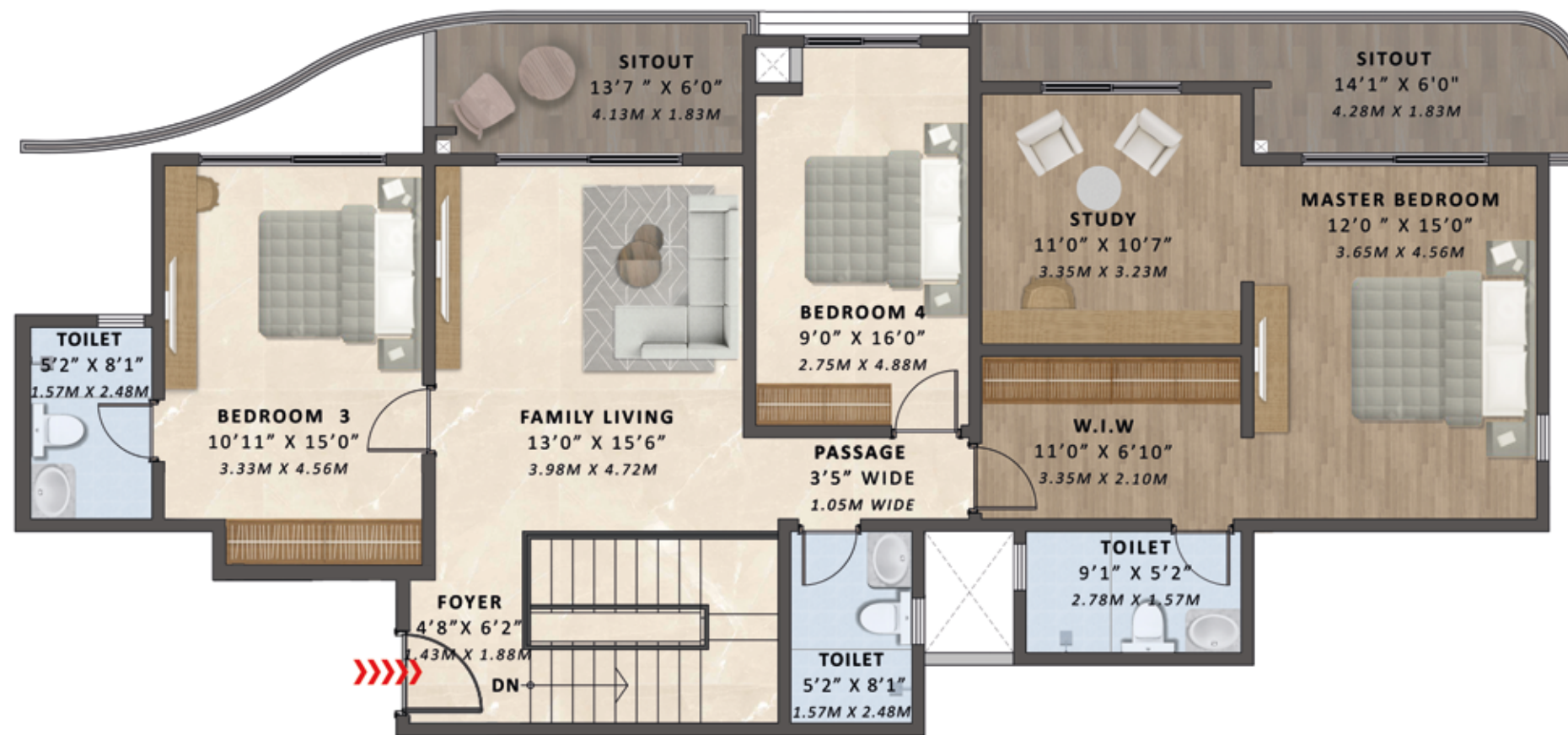
Series-5



## UPPER DUPLEX



Cluster Plan



Key Plan



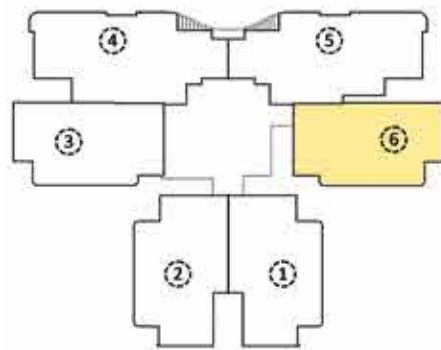
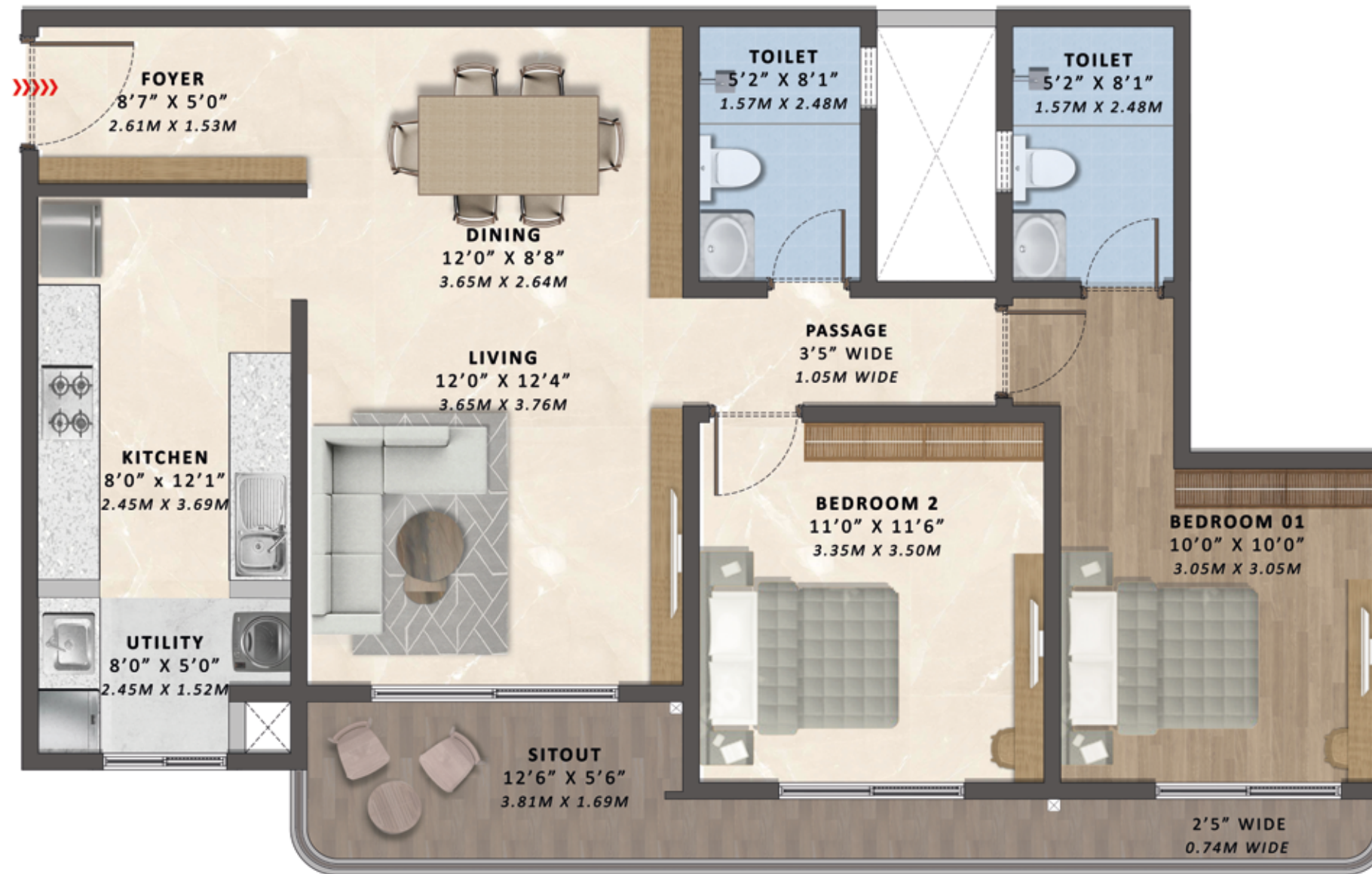
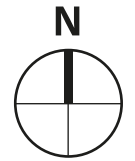
UNIT NUMBERS	UNIT TYPOLOGY	RERA CARPET (Sq.ft./Sq.m.)	EXCLUSIVE SITOUT (Sq.ft./Sq.m.)	EXCLUSIVE UTILITY (Sq.ft./Sq.m.)	TOTAL USABLE AREA (Sq.ft./Sq.m.)
12 <sup>TH</sup> FLOOR TOWER 28 & 29 : 1105 10 <sup>TH</sup> FLOOR TOWER 31 : 905	DUPLEX 5BHK+5T	2466 / 229	390 / 36.2	36 / 3.3	2892 / 268.5



# Tower

## 28 & 29

### Series-6



Cluster Plan



Key Plan

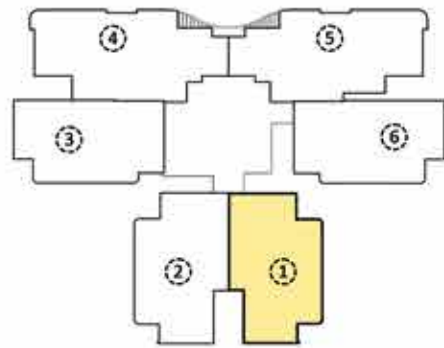
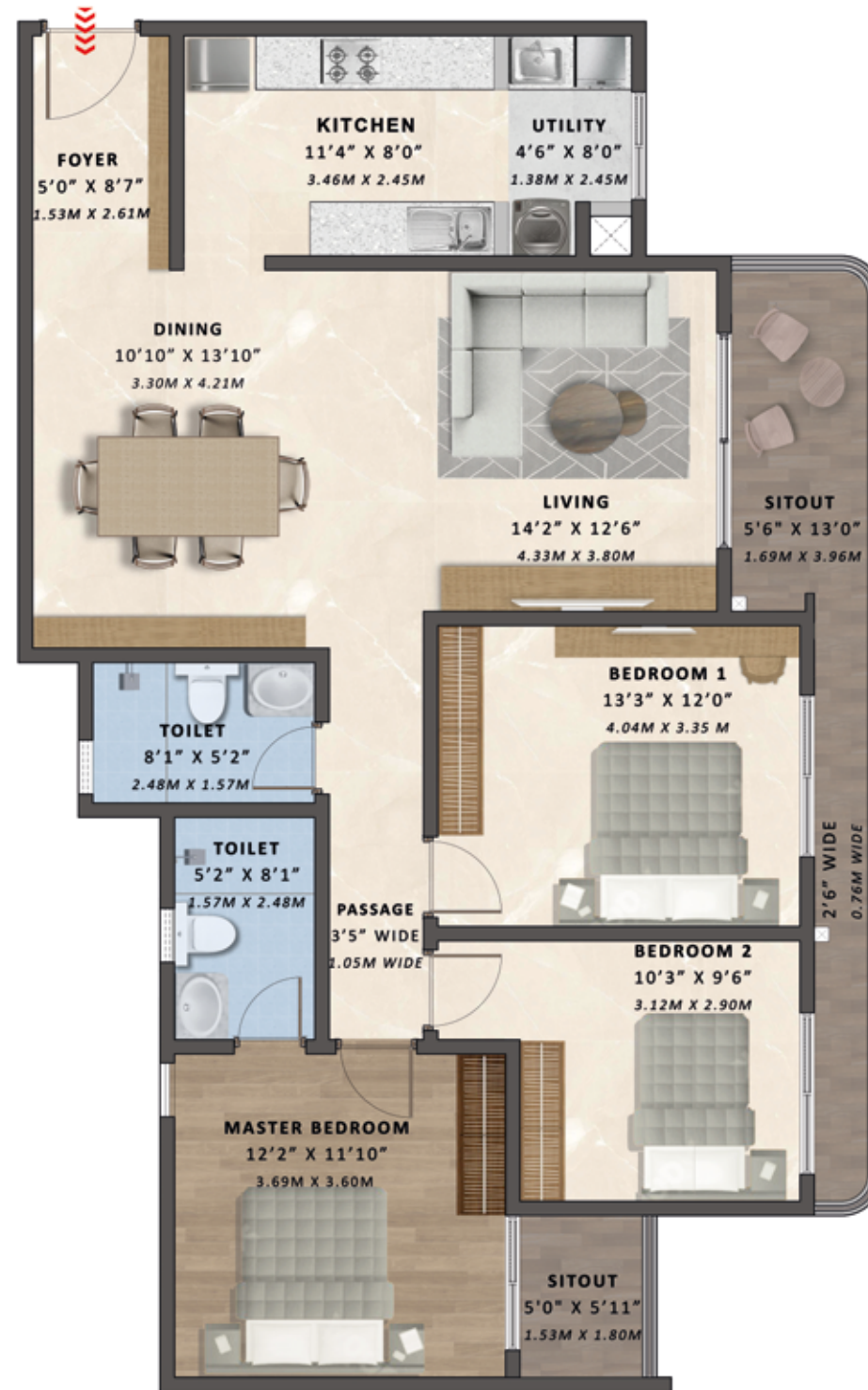
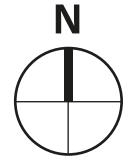
UNIT NUMBERS	UNIT TYPOLOGY	RERA CARPET (Sq.ft./Sq.m.)	EXCLUSIVE SITOUT (Sq.ft./Sq.m.)	EXCLUSIVE UTILITY (Sq.ft./Sq.m.)	TOTAL USABLE AREA (Sq.ft./Sq.m.)
TOWER 28 & 29: 106	2BHK+2T	810 / 75.2	120 / 11.1	36 / 3.3	966 / 89.6



# Tower

## 28-29-31

### Series-1



Cluster Plan

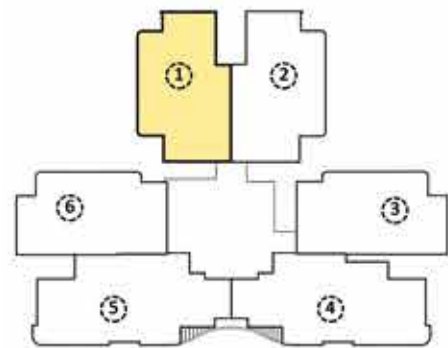
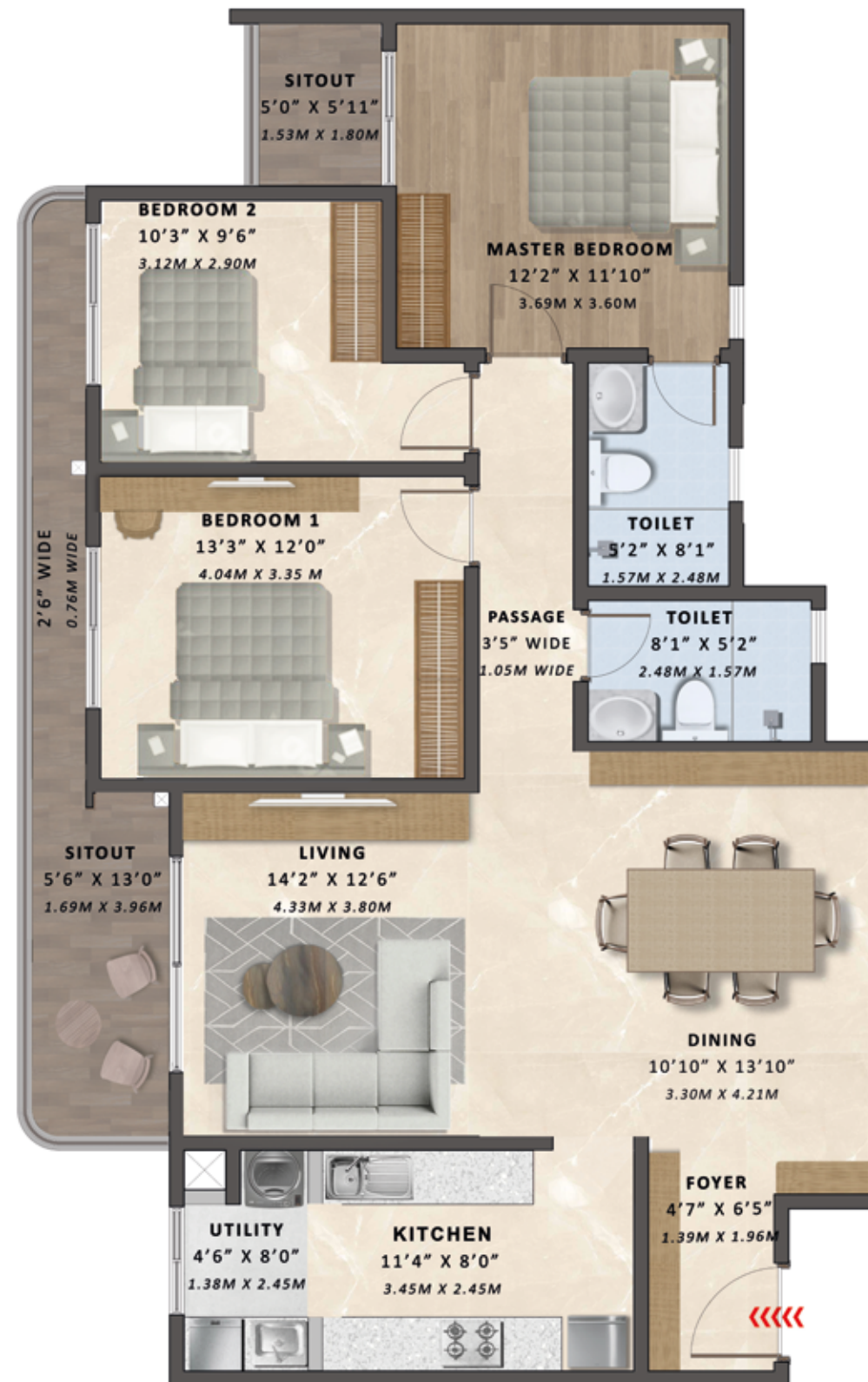
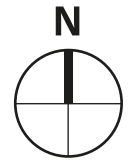
Key Plan



UNIT NUMBERS	UNIT TYPOLOGY	RERA CARPET (Sq.ft./Sq.m.)	EXCLUSIVE SITOUT (Sq.ft./Sq.m.)	EXCLUSIVE UTILITY (Sq.ft./Sq.m.)	TOTAL USABLE AREA (Sq.ft./Sq.m.)
001 / 101 / 201 / 301 / 401 / 501 / 601 / 701 / 801 / 901 / 1001 / 1101 / 1201	3BHK+2T	1063 / 98.7	153 / 14.2	32 / 2.9	1248 / 115.8



# Tower 30 Series-1



Cluster Plan

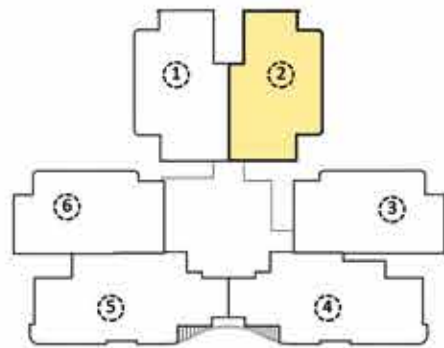
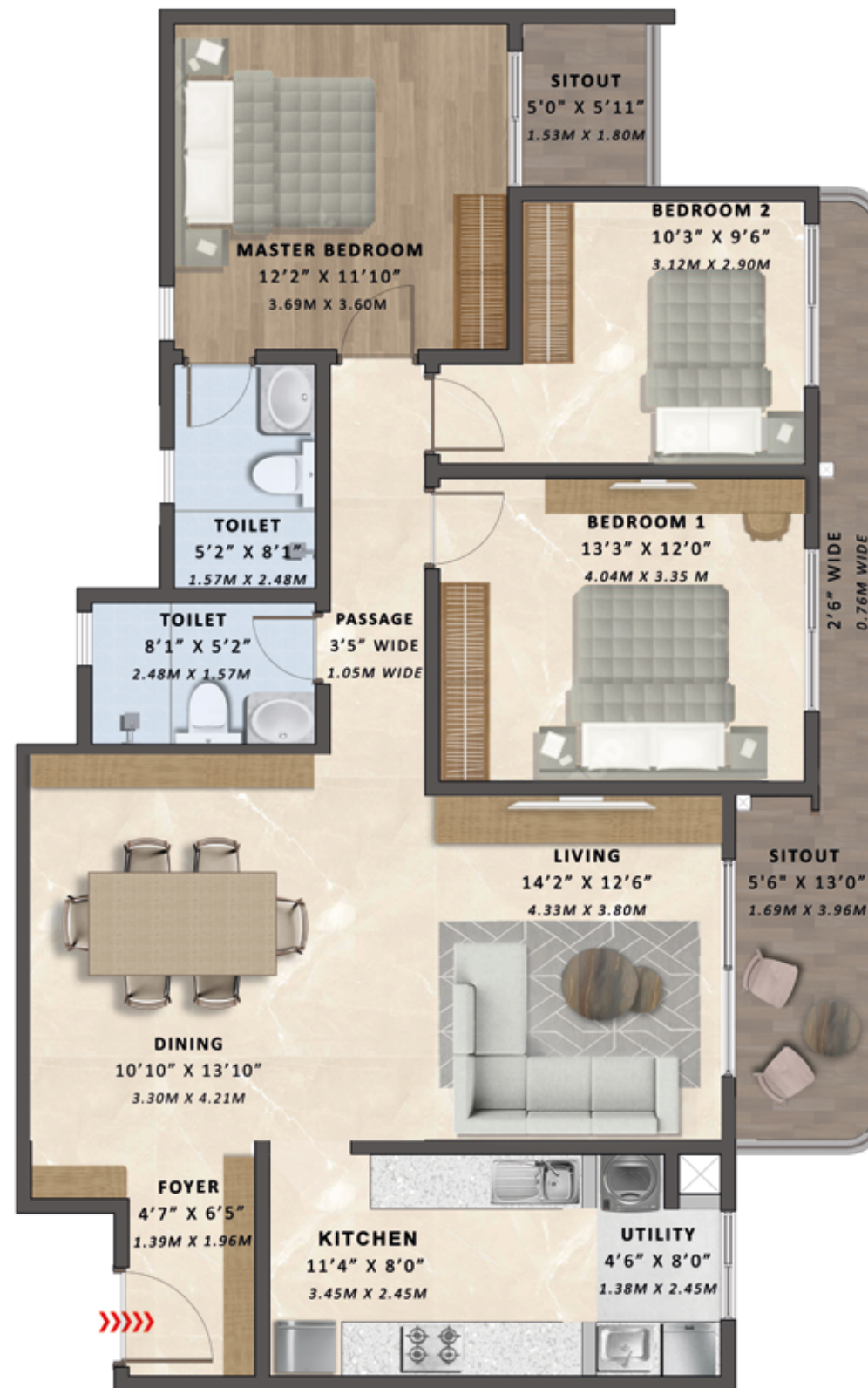
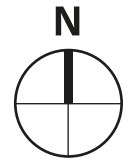
Key Plan



UNIT NUMBERS	UNIT TYPOLOGY	RERA CARPET (Sq.ft./Sq.m.)	EXCLUSIVE SITOUT (Sq.ft./Sq.m.)	EXCLUSIVE UTILITY (Sq.ft./Sq.m.)	TOTAL USABLE AREA (Sq.ft./Sq.m.)
001 / 101 / 201 / 301 / 401 / 501 / 601 / 701 / 801 / 901 / 1001 / 1101 / 1201	3B+2T	1067 / 99.1	153 / 14.2	32 / 2.9	1252 / 116.2



# Tower 30 Series-2



Cluster Plan

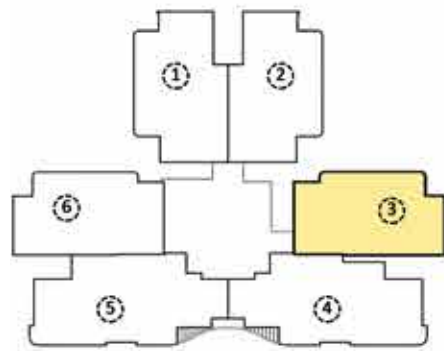
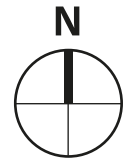
Key Plan



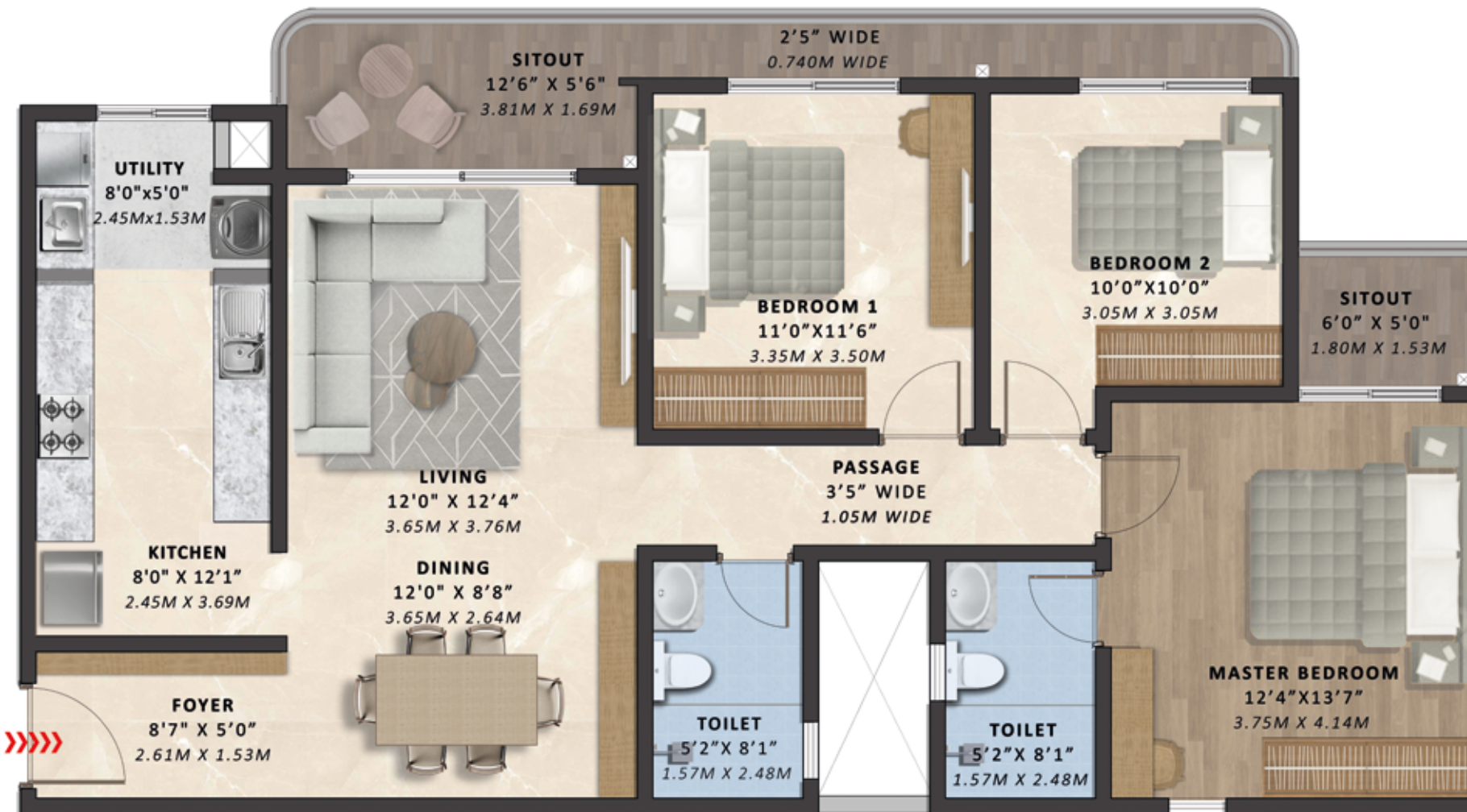
UNIT NUMBERS	UNIT TYPOLOGY	RERA CARPET (Sq.ft./Sq.m.)	EXCLUSIVE SITOUT (Sq.ft./Sq.m.)	EXCLUSIVE UTILITY (Sq.ft./Sq.m.)	TOTAL USABLE AREA (Sq.ft./Sq.m.)
002 / 102 / 202 / 302 / 402 / 502 / 602 / 702 / 802 / 902 / 1002 / 1102 / 1202	3B+2T	1067 / 99.1	153 / 14.2	32 / 2.9	1252 / 116.2



# Tower 30 Series-3



Cluster Plan



Key Plan



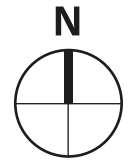
UNIT NUMBERS	UNIT TYPOLOGY	RERA CARPET (Sq.ft./Sq.m.)	EXCLUSIVE SITOUT (Sq.ft./Sq.m.)	EXCLUSIVE UTILITY (Sq.ft./Sq.m.)	TOTAL USABLE AREA (Sq.ft./Sq.m.)
203 / 303 / 403 / 503 / 603 / 703 / 803 / 903 / 1003 / 1103 / 1203	3B+2T	992 / 92.1	149 / 13.8	36 / 3.4	1177 / 109.3



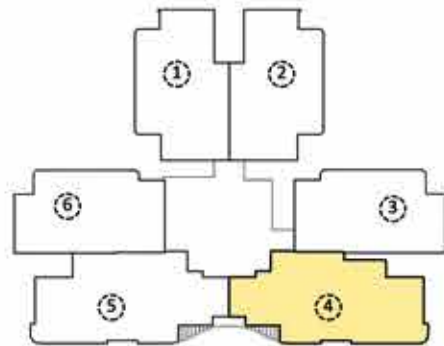
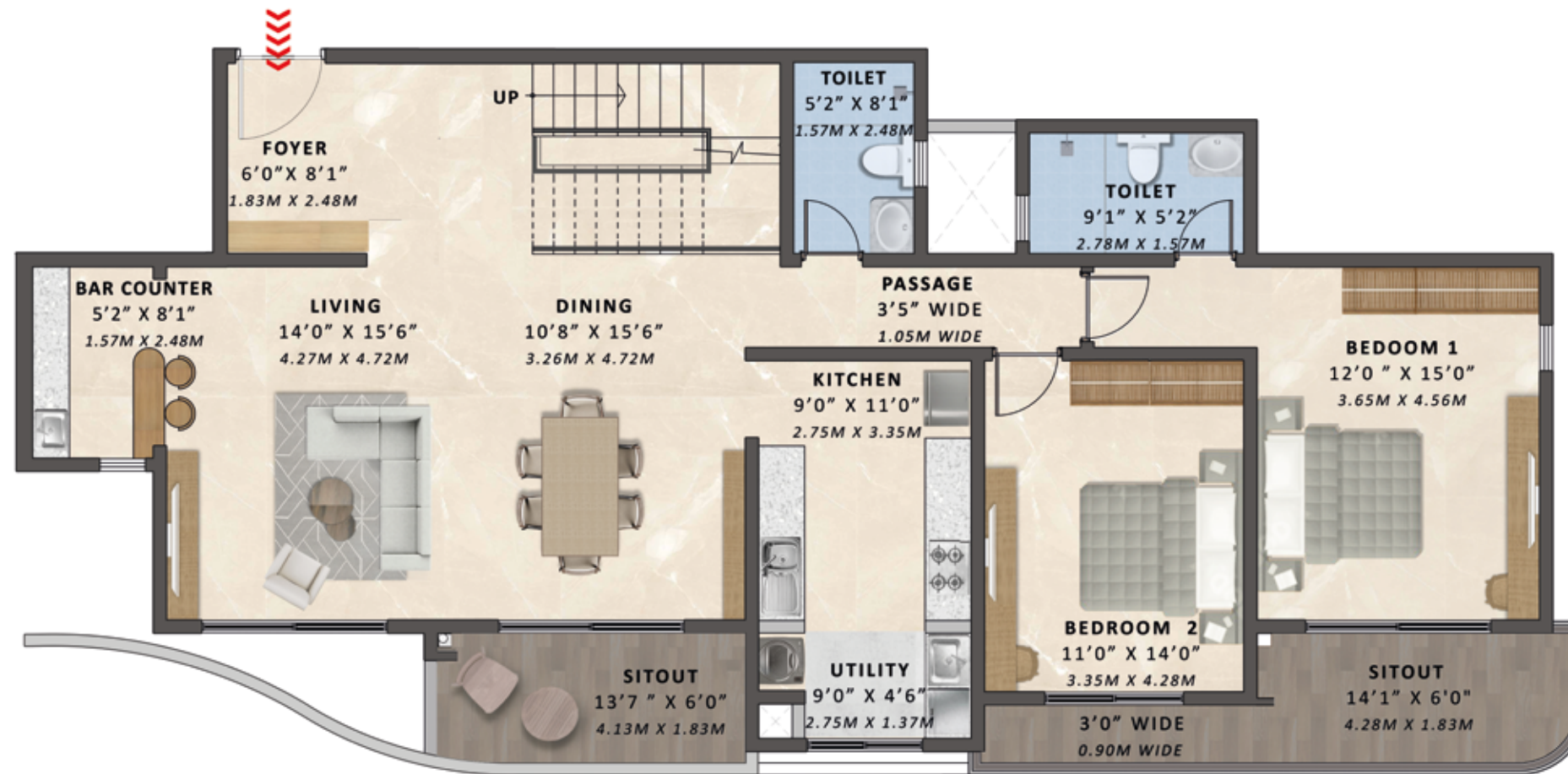
# Tower

30

Series-4



## LOWER DUPLEX



Cluster Plan

Key Plan



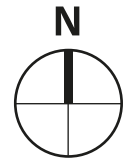
UNIT NUMBERS	UNIT TYPOLOGY	RERA CARPET (Sq.ft./Sq.m.)	EXCLUSIVE SITOUT (Sq.ft./Sq.m.)	EXCLUSIVE UTILITY (Sq.ft./Sq.m.)	TOTAL USABLE AREA (Sq.ft./Sq.m.)
11 <sup>TH</sup> FLOOR - 1104	DUPLEX 5BHK + 5T	2557 / 237.5	390 / 36.2	36 / 3.3	2983 / 277



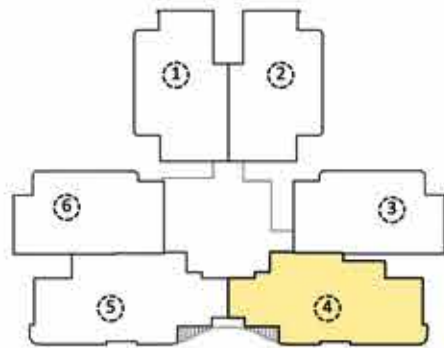
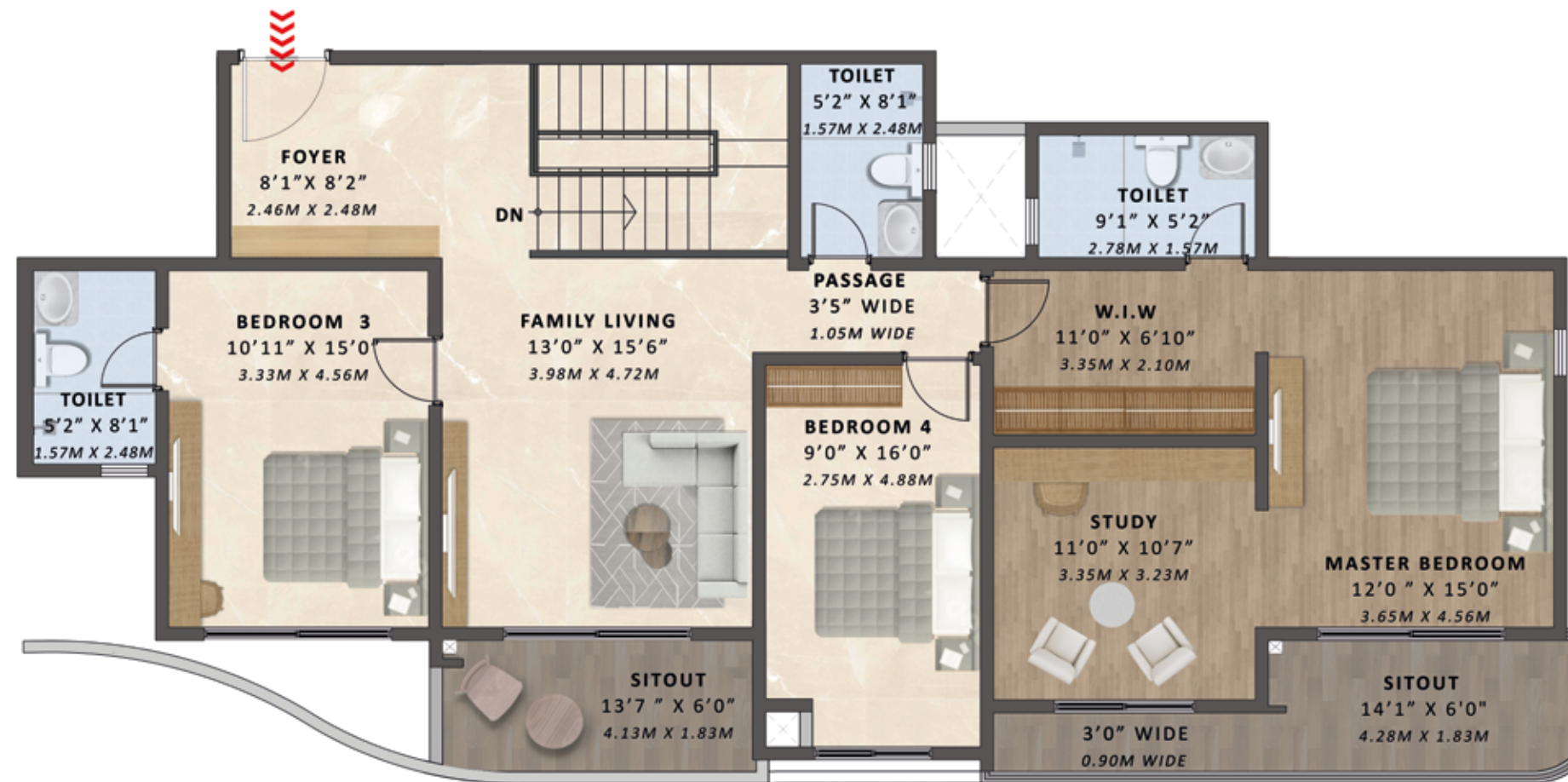
# Tower

30

Series-4



## UPPER DUPLEX



Cluster Plan

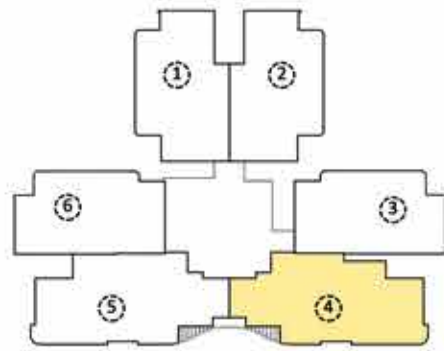
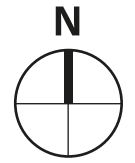
Key Plan



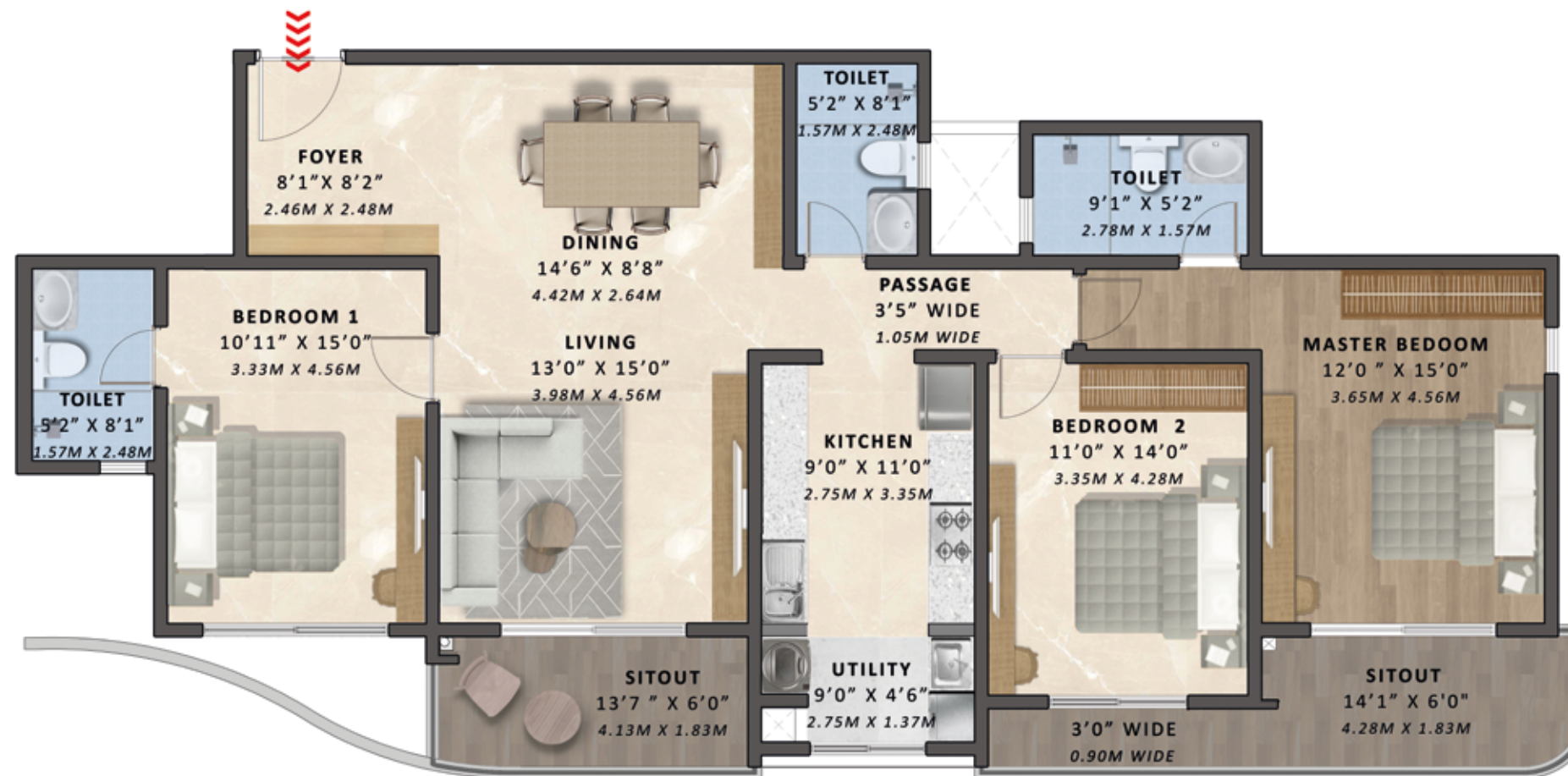
UNIT NUMBERS	UNIT TYPOLOGY	RERA CARPET (Sq.ft./Sq.m.)	EXCLUSIVE SITOUT (Sq.ft./Sq.m.)	EXCLUSIVE UTILITY (Sq.ft./Sq.m.)	TOTAL USABLE AREA (Sq.ft./Sq.m.)
12 <sup>TH</sup> FLOOR - 1104	DUPLEX 5BHK + 5T	2557 / 237.5	390 / 36.2	36 / 3.3	2983 / 277



# Tower 30 Series-4



Cluster Plan



Key Plan



UNIT NUMBERS	UNIT TYPOLOGY	RERA CARPET (Sq.ft./Sq.m.)	EXCLUSIVE SITOUT (Sq.ft./Sq.m.)	EXCLUSIVE UTILITY (Sq.ft./Sq.m.)	TOTAL USABLE AREA (Sq.ft./Sq.m.)
004 / 104 / 204 / 304 / 404 / 504 / 604 / 704 / 804 / 904 / 1004	3BHK + 3T	1260 / 117.05	195 / 18.1	36 / 3.3	1492 / 138.45



# Tower

30

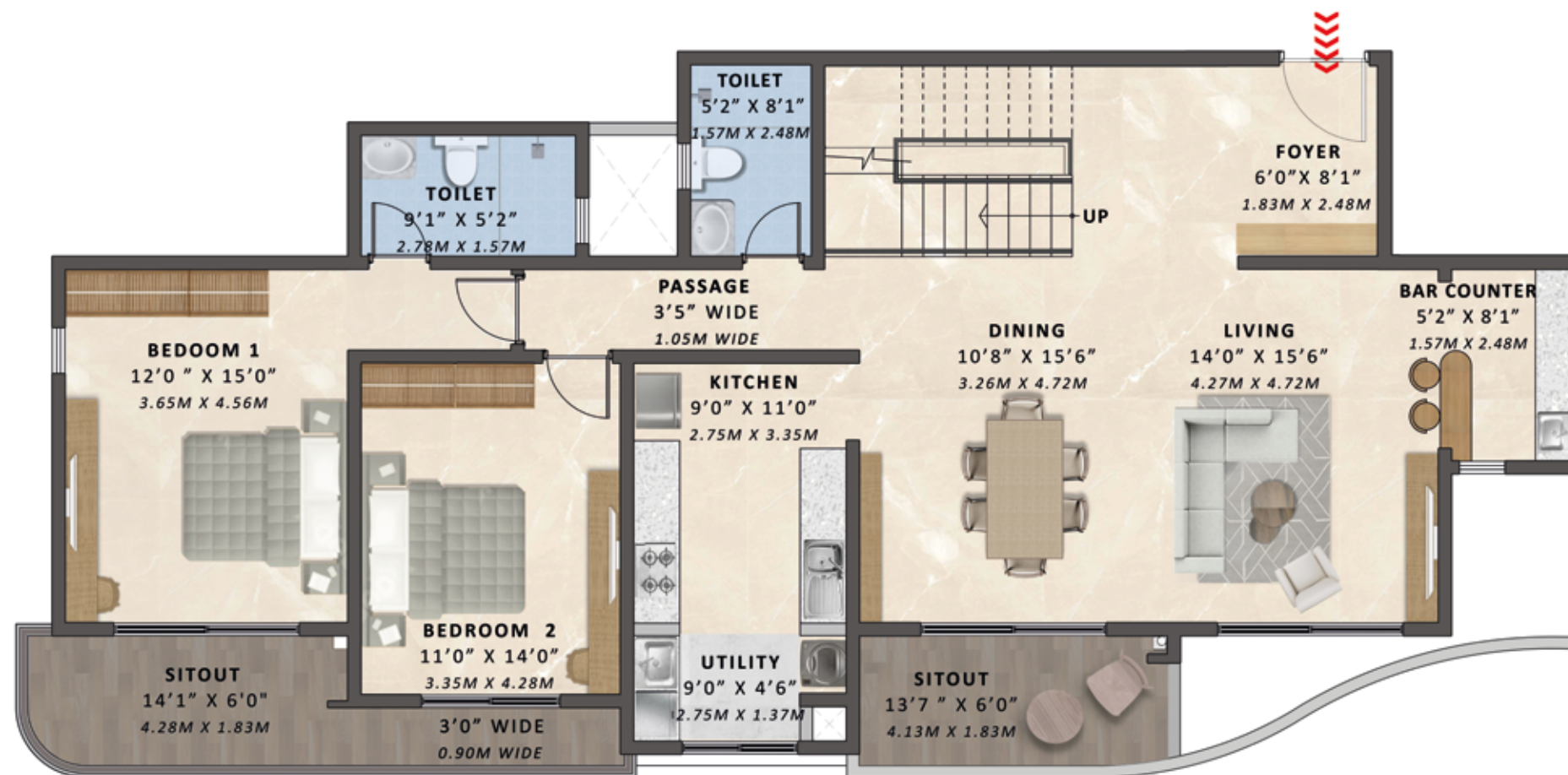
Series-5



## LOWER DUPLEX



Cluster Plan



Key Plan



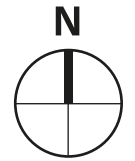
UNIT NUMBERS	UNIT TYPOLOGY	RERA CARPET (Sq.ft./Sq.m.)	EXCLUSIVE SITOUT (Sq.ft./Sq.m.)	EXCLUSIVE UTILITY (Sq.ft./Sq.m.)	TOTAL USABLE AREA (Sq.ft./Sq.m.)
11 <sup>TH</sup> FLOOR - 1105	DUPLEX 5BHK+5T	2557 / 137.5	390 / 36.2	36 / 3.3	2983 / 277



# Tower

30

Series-5



## UPPER DUPLEX



Cluster Plan



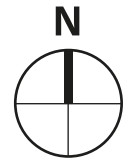
Key Plan



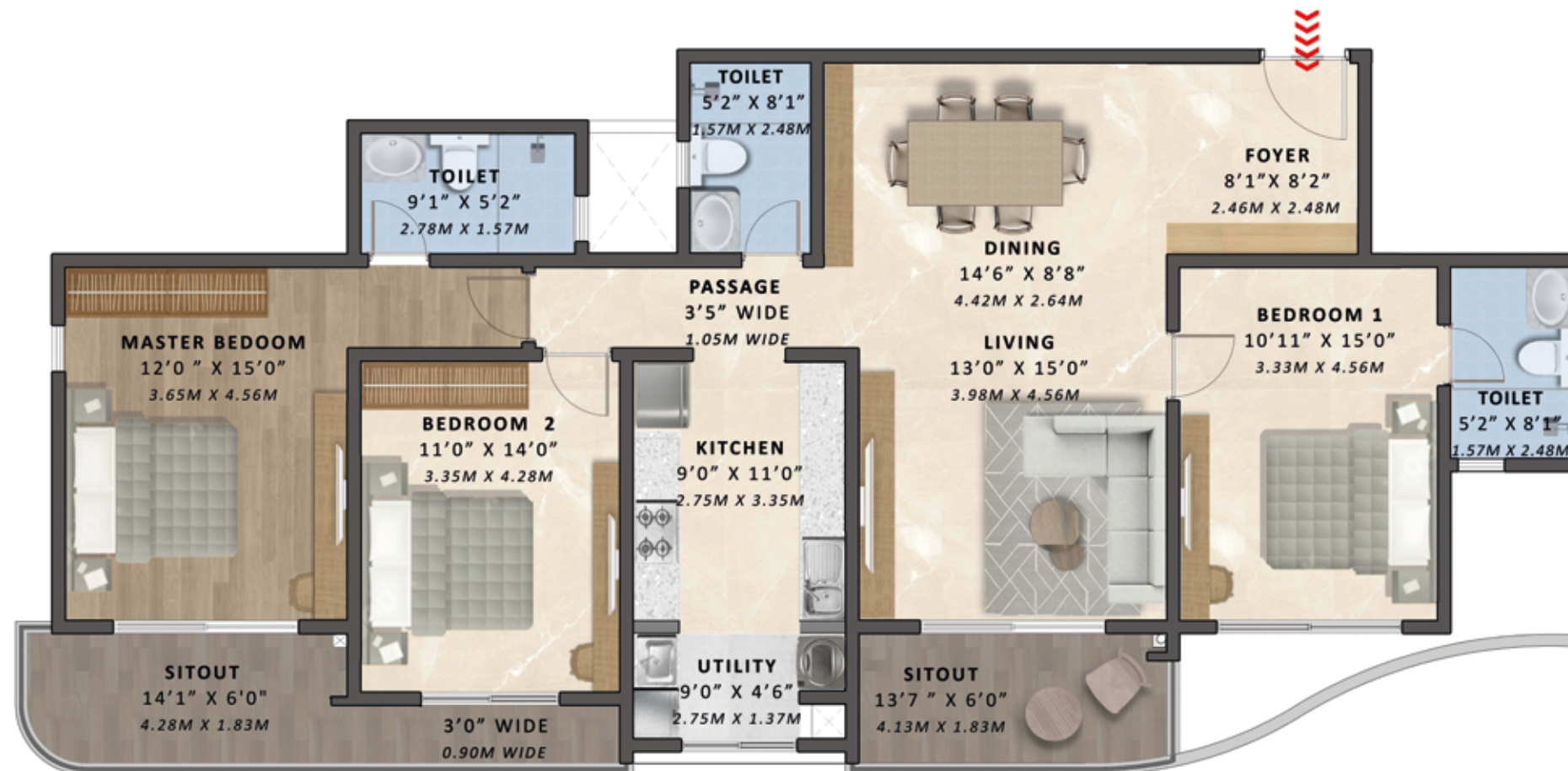
UNIT NUMBERS	UNIT TYPOLOGY	RERA CARPET (Sq.ft./Sq.m.)	EXCLUSIVE SITOUT (Sq.ft./Sq.m.)	EXCLUSIVE UTILITY (Sq.ft./Sq.m.)	TOTAL USABLE AREA (Sq.ft./Sq.m.)
12 <sup>TH</sup> FLOOR - 1105	DUPLEX 5BHK+5T	2557 / 137.5	390 / 36.2	36 / 3.3	2983 / 277



# Tower 30 Series-5



Cluster Plan



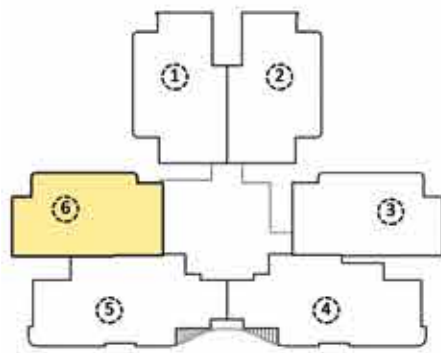
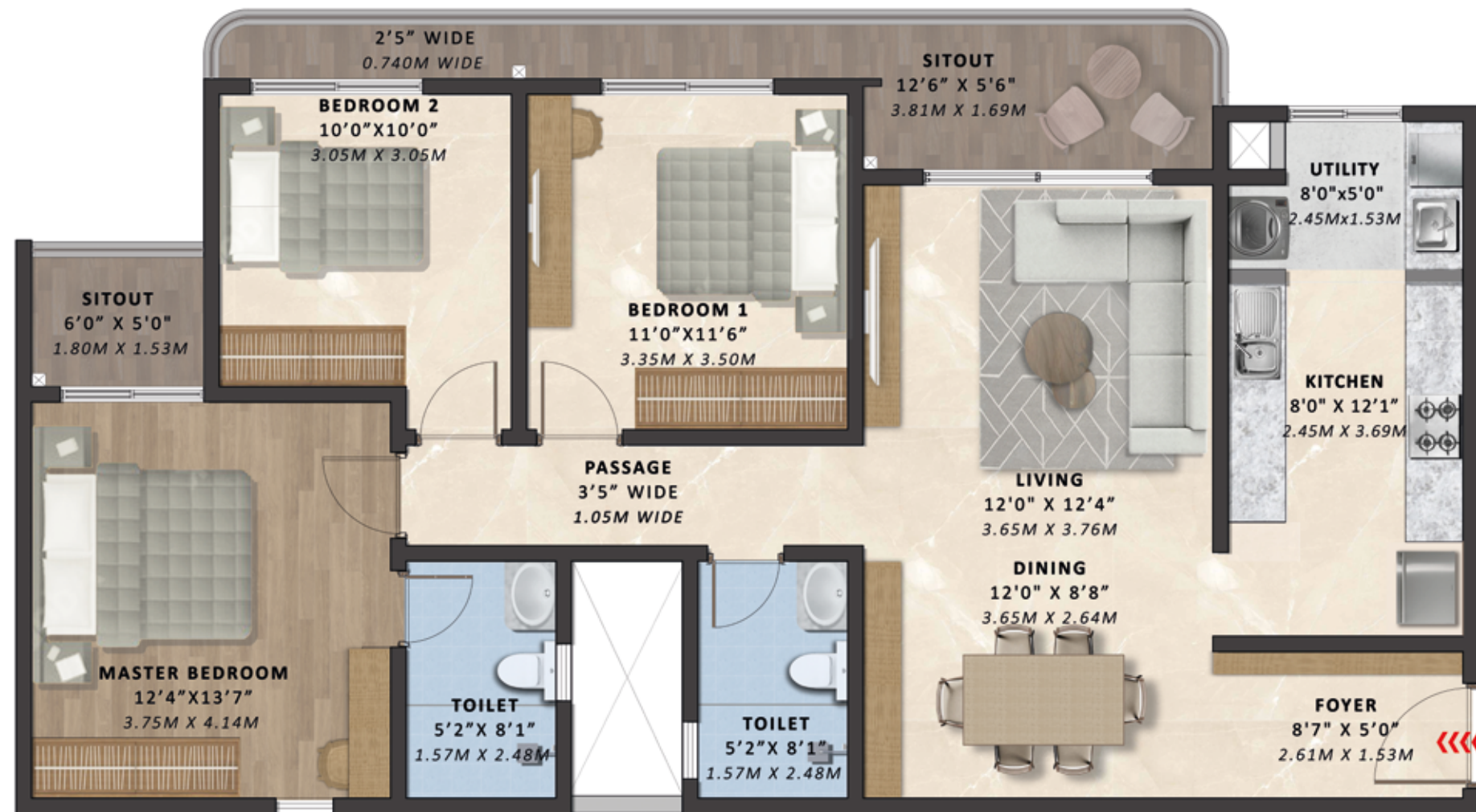
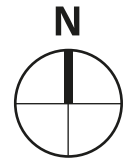
Key Plan



UNIT NUMBERS	UNIT TYPOLOGY	RERA CARPET (Sq.ft./Sq.m.)	EXCLUSIVE SITOUT (Sq.ft./Sq.m.)	EXCLUSIVE UTILITY (Sq.ft./Sq.m.)	TOTAL USABLE AREA (Sq.ft./Sq.m.)
005 / 105 / 205 / 305 / 405 / 505 / 605 / 705 / 805 / 905 / 1005	3BHK+3T	1260 / 117.05	195 / 18.1	36 / 3.3	1492 / 138.45



# Tower 30 Series-6



Cluster Plan



Key Plan

UNIT NUMBERS	UNIT TYPOLOGY	RERA CARPET (Sq.ft./Sq.m.)	EXCLUSIVE SITOUT (Sq.ft./Sq.m.)	EXCLUSIVE UTILITY (Sq.ft./Sq.m.)	TOTAL USABLE AREA (Sq.ft./Sq.m.)
006 / 106 / 206 / 306 / 406 / 506 / 606 / 706 / 806 / 906 / 1006 / 1106 / 1206	3BHK+2T	992 / 92.1	149 / 13.8	36 / 3.3	1177 / 109.2









# CARNOTICA

NORTH BENGALURU

☎ 1800 266 3660

[www.tatahousing.com](http://www.tatahousing.com)

RERA Registration no. Phase1B: PRM/KA/RERA/1250/303/PR/110825/007989; Phase1C: PRM/KA/RERA/1250/303/PR/110825/007990;  
MORE DETAILS: [WWW.RERA.KARNATAKA.GOV.IN](http://WWW.RERA.KARNATAKA.GOV.IN) available on <https://rera.karnataka.gov.in/>

One Bangalore Luxury Projects LLP, Chikhjala to Shettigere Road, Off Airport Road, Village Akkalenahalli – Mallenahalli, Bengaluru 562 157, Karnataka.

In Partnership with



\*Disclaimer: The Project 'Varnam Phase1A,1B,1C' is being developed by One Bangalore Luxury Projects LLP ("Promoter") - a subsidiary of Tata Housing Development Company Limited. Floor Plans indicates that the plans are Not to scale. The above mentioned dimensions are in meters & [feet]. [1 Meter =3.28 Feet]. The furniture / fixtures etc. shown in the image are only indicative and representational (not actual) in nature and are only for the purpose of illustrating / indicating a possible layout and do not form a part of the standard specifications, amenities, services, etc. to be provided in respect of the apartment. All specifications of the flat shall be as per the agreement for sale (if any) between the parties. The project may undergo variation pursuant to change in plans, permission, and approvals of relevant authorities as per prevailing government norms. TATA' and "TATA HOUSING' are the registered trademarks of Tata Sons Private Limited. The measurements disclosed herein have been rounded for the purpose of facilitating comprehension. It is imperative to acknowledge that one square meter is approximately equivalent to 10.7639 square feet, in accordance with the standardized conversion. For further details and queries, please visit [www.tatahousing.co](http://www.tatahousing.co).